

KAHER Shri B.M.K Ayurveda Mahavidyalaya Shahapur, Belagavi

TIME TABLE

BAMS II Prof. 2021 BATCH

With effect from 1/01/2024

Day / Time	9 – 10 am	10 – 11 am	11 – 12 noon	12 – 1 pm	1 – 2 pm	2 – 3 pm	3 – 4 pm	4 – 5 pm
Monday	LH/NLH (RSBK) Dr. PGJ	LH/NLH (SW) Dr.ASC	NLH (P) – Dr. SSK/SJ/ASC/RSH/MSK		L U N C H B R E A K	LH/NLH (DG) Dr.AH/Dr.SJ	LH/NLH (RN) Dr. HS	NLH (P) (SAIL) Dr. Chaitra
Tuesday	LH/NLH (SW) Dr. AMP	LH/NLH (SAIL) Dr. PNB	NLH (P) – Dr. RRH/AL/ASC/GGG/HS AMC			LH/NLH (AT) Dr.SFP/Dr.SSK	LH/NLH (DG) Dr.AMC/Dr.DK	Sports class
Wednesday	LH/NLH (AT) Dr.RRH/Dr.MBG	LH/NLH (RN) Dr. MBK	NLH (P) – Dr. SPF/SJ/SSS/VBK/Roopa			LH/NLH (SW) Dr. SST	Library	LH/NLH(RSBK) Dr. VBK
Thursday	LH/NLH (DG) Dr.SJ	LH/NLH (RSBK) Dr.RSH/Dr.RVK	NLH (P) – Dr. MBG/DK/SST/RVK/MBK AH			LH/NLH (RN) Dr. MSK	PG class	Mentor meeting
Friday	LH/NLH (SAIL) Dr.SBP/Dr.Chaitra	LH/NLH (AT) Dr. MPS	NLH (P) – Dr. MPS/SJ/AMP/PBT/Roopa			LH/NLH (DG) Dr. AL	LH/NLH (RSBK) Dr.GGG/Dr.PBT	LH/NLH (SAIL) Dr. PBH
Saturday	LH/NLH (RN) Dr.Roopa D	LH/NLH (SW) Dr. SSS	NLH (P) – Dr. HS /AL/Yoga instructor/RSBK AT (faculty rotation)					

Practical batch: A batch: 1 – 20; B batch: 21 – 40; C batch: 41 – 60; D batch: 61 – 80; E batch: 81 – 100 (10 days' rotation)


Coordinator 2021 Batch  
(Dr. Veena B. Kupate)

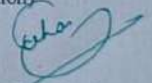
Principal  
8/12/2023

**KAHER Shri B.M.K Ayurveda Mahavidyalaya Shahapur, Belagavi**  
**TIME TABLE**  
**BAMS II Prof. 2021 BATCH**  
 With effect from 1/06/2024

Day / Time	9 – 10 am	10 – 11 am	11 – 12 noon	12 – 1 pm	1 – 2 pm	2 – 3 pm	3 – 4 pm	4 – 5 pm
Monday	LH/NLH (RSBK) Dr. PGJ	LH/NLH (SW) Dr. ASC	NLH (P) – Dr. SSK/SJ/ASC/RSH/MSK		<b>L U N C H B R E A K</b>	LH/NLH (DG) Dr. AH/Dr. SJ	LH/NLH (RN) Dr. HS	NLH (P) (SAII) Dr. SBP
Tuesday	LH/NLH (SW) Dr. AMP	LH/NLH (SAII) Dr. PNB	NLH (P) – Dr. RRH/AL/ASC/GGG/HS AMC			LH/NLH (AT) Dr. SFP/Dr. SSK	LH/NLH (DG) Dr. AMC/Dr. DK	<b>Sports class</b>
Wednesday	LH/NLH (AT) Dr. RRH/Dr. MBG	LH/NLH (RN) Dr. MBK	NLH (P) – Dr. SPF/SJ/SSS/VBK/Roopa			LH/NLH (SW) Dr. SST	<b>Library</b>	LH/NLH (RSBK) Dr. VBK
Thursday	LH/NLH (DG) Dr. SJ	LH/NLH (RSBK) Dr. RSH/Dr. RVK	NLH (P) – Dr. MBG/DK/SST/RVK/MBK AH			LH/NLH (RN) Dr. MSK	<b>Remedial class for Advanced and Slow Learner after 1<sup>st</sup> IA</b>	<b>Mentor meeting</b>
Friday	LH/NLH (SAII) Dr. Chaitra	LH/NLH (AT) Dr. MPS	NLH (P) – Dr. MPS/SJ/AMP/PBT/Roopa			LH/NLH (DG) Dr. AL	LH/NLH (RSBK) Dr. GGG/Dr. PBT	LH/NLH (SAII) Dr. PBH
Saturday	LH/NLH (RN) Dr. Roopa D	LH/NLH (SW) Dr. SSS	NLH (P) – Dr. AT /AL/Yoga instructor/RSBK/ HS					

**Practical batch: A batch: 1 – 20; B batch: 21 – 40; C batch: 41 – 60; D batch: 61 – 80; E batch: 81 – 100 (10 days' rotation)**

  
 Coordinator 2021 Batch  
 (Dr. Veena B. K.)

  
 Principal

KAHER Shri B.M.K Ayurveda Mahavidyalaya Shahapur, Belagavi

TIME TABLE

BAMS II Prof. 2021 BATCH

Revised Time table with effect from 1/08/2024

Day / Time	9 – 10 am	10 – 11 am	11 – 12 noon	12 – 1 pm	1 – 2 pm	2 – 3 pm	3 – 4 pm	4 – 5 pm
Monday	LH/NLH (RSBK) Dr. PGJ	LH/NLH (SW) Dr.SST	NLH (P) – Dr. SSK/SJ/Suma/RSH/MSK		L U N C H B R E A K	LH/NLH (DG) Dr.AH/Dr.SJ	LH/NLH (RN) Dr. HS	NLH (P) (SAII) Dr. SBP
Tuesday	LH/NLH (SW) Dr. AMP	LH/NLH (SAII) Dr. PNB/Dr.RCG	NLH (P) – Dr. RRH/AL/SST/GGG/PGP AMC			LH/NLH (AT) Dr.SFP/Dr.SSK	LH/NLH (DG) Dr.AMC/Dr.DK	Sports class
Wednesday	LH/NLH (AT) Dr.RRH/Dr.MBG	LH/NLH (RN) Dr. MBK/Dr.PGP	NLH (P) – Dr. SPF/SJ/SSS/VBK/Roopa			LH/NLH (SW) Dr. Sidhi/Suma	Library	LH/NLH(RSBK) Dr. VBK
Thursday	LH/NLH (DG) Dr.SJ	LH/NLH (RSBK) Dr.RSH/Dr.RVK	NLH (P) – Dr. MBG/DK/SIDHI/RVK/MBK AH			LH/NLH (RN) Dr. MSK	Remedial class for Advanced and Slow Learner after 1 <sup>st</sup> IA	Mentor meeting
Friday	LH/NLH (SAII) Dr.Chaitra	LH/NLH (AT) Dr. MPS	NLH (P) – Dr. MPS/SJ/ Dr. Sidhi/Suma /PBT/Roopa			LH/NLH (DG) Dr. AL	LH/NLH (RSBK), Dr.GGG/Dr.PBT	LH/NLH (SAII) Dr. PBH
Saturday	LH/NLH (RN) Dr.Roopa D	LH/NLH (SW) Dr. SSS	NLH (P) – Dr. AT /AL/AMP/RSBK/ HS					

Practical batch: A batch: 1 – 20; B batch: 21 – 40; C batch: 41 – 60; D batch: 61 – 80; E batch: 81 – 100 (10 days' rotation)

Coordinator 2021 Batch

(Dr. Veena B. Inpati)

Principal

KAHER's Shri BMK Ayurved Mahavidyalaya Shahapur Belgaum 590003

II<sup>nd</sup> Professional BAMS-2021 Batch for the academic year 2023-2024

Department of Samhita Siddhanta

Subject: SAMHITA ADHYAYANA -II

Unitized Syllabus for the month of JANUARY - 2024

Lectures

SL.NO	DATE	DAY	TIME	SYLLABUS	Lecture	FACULTY
45.	2/1/24	TUE	10AM – 11AM	PERIODICAL ASSESSMENT	L	Dr.PNB
46.	5/1/24	FRI	9AM – 10AM	Cha.Su.27- Annapaana vidhi Adhyaya I. Adhyaya parichaya II. Siddhanta vivarana III. Adhyaya sangraha	L	Dr.Chaitra
47.	9/1/24	TUE	10AM – 11AM	Cha.Su.28- Vividhashitapeeteeya Adhyaya I. Adhyaya parichaya II. Siddhanta vivarana III. Adhyaya sangraha	L	Dr.PNB
48.	12/1/24	FRI	9AM – 10AM	Cha.Su.27- Annapaana vidhi Adhyaya I. Adhyaya parichaya II. Siddhanta vivarana III. Adhyaya sangraha	L	Dr.SBP
49.	12/1/24	FRI	4PM – 5PM	Cha.Su.26- Atreyabhadraakaapyeeya Adhyaya I. Adhyaya parichaya II. Siddhanta vivarana III. Adhyaya sangraha	L	Dr.PBH
50.	16/1/24	TUE	10AM – 11AM	Cha.Su.28- Vividhashitapeeteeya Adhyaya I. Adhyaya parichaya II. Siddhanta vivarana III. Adhyaya sangraha	L	Dr.PNB
51.	23/1/24	TUE	10AM – 11AM	Cha.Su.28- Vividhashitapeeteeya Adhyaya I. Adhyaya parichaya II. Siddhanta vivarana III. Adhyaya sangraha		Dr.PNB

**Non Lectures**

SL.NO	DATE	DAY	TIME	SYLLABUS	Non-Lecture	FACULTY
7.	19/1/24	FRI	4PM – 5PM	Cha.Su.26- Atreyabhadraakaapeeya Adhyaya- 13,36,37,61,62,66,81,85,86	Recitation/ Group activity	Dr.PBH
8.	19/1/24	FRI	9AM – 10AM	Cha.Su.27- Annapaanvidhi Adhyaya- 351-352	Recitation/ Group activity	Dr.SBP
9.	30/1/24	TUE	10AM – 11AM	Cha.Su.28- Vividhaasheetapeetiya Adhyaya- 9-19,35-39, 45	Recitation/ Group activity	Dr.PNB

**Non Lectures (Practical's)**

SL.NO	DATE	DAY	TIME	SYLLABUS	Non-Lecture (Practical's)	FACULTY
-------	------	-----	------	----------	------------------------------	---------




12.	1/1/24	MON	4PM – 5PM	<p><b>Teacher's role:</b> Teacher explains nijaagantu relationship with examples in the class; Demonstrate some cases where disease starts as agantu and advance to nija and vice versa.</p> <p><b>Students' role:</b> Observe minimum three cases in OP/IP and make reports to establish the relationship between nija and agantu.</p>	CLINICAL OBSERVATIONS ON NIJA AGANTUJA RELATIONSHIP	Dr.Chaitra
13.	8/1/24	MON	4PM – 5PM	<p><b>Teacher's role:</b> Teacher explains nijaagantu relationship with examples in the class; Demonstrate some cases where disease starts as agantu and advance to nija and vice versa.</p> <p><b>Students' role:</b> Observe minimum three cases in OP/IP and make reports to establish the relationship between nija and agantu.</p>	CLINICAL OBSERVATIONS ON NIJA AGANTUJA RELATIONSHIP	Dr.Chaitra
14.	22/1/24	MON	4PM – 5PM	<p><b>Teacher's role:</b> After teaching shadupakrama, teachers shall identify some cases in the hospital to demonstrate any one or more upakramas; Try to include cases with varieties of upakrama; Train students to see patients, explore the case sheets and hospital records to find out upakramas adopted to a particular patient.</p> <p><b>Students' role:</b> Observe minimum three cases from hospital and go through case sheets to identify types of upakrama adopte; Interact with interns, teachers to map the upakramas adopted in each patient; Make reports on type of upakrama, nature of medicines used and effects of upakramas based on the above observations; Document observations in three cases.</p>	CLINICAL OBSERVATION ON SHADUPAKRAM A	Dr.Chaitra
15.	29/1/24	MON	4PM – 5PM	<p><b>Teacher's role:</b> After teaching shadupakrama, teachers shall identify some cases in the hospital to demonstrate any one or more upakramas; Try to include cases with varieties of upakrama; Train students to see patients, explore the case sheets and hospital records to find out</p>	CLINICAL OBSERVATION ON SHADUPAKRAM A	Dr.Chaitra

			<p>upakramas adopted to a particular patient.  <b>Students' role:</b> Observe <i>minimum</i> three cases from hospital and go through case sheets to identify types of upakrama adopte; Interact with interns, teachers to map the upakramas adopted in each patient; Make reports on type of upakrama, nature of medicines used and effects of upakramas based on the above observations; Document observations in three cases.</p>		
--	--	--	--	--	--

Name of the faculty	Number of Lecture	Number of Non-Lecture	Number of Non-Lecture(Practical)	Total
Dr.SavitaB Padashetti	1	1	-	14
Dr.Prabhakar B Hegade	1	1	-	
Dr. Praveen Bhiridi	4	1	-	
Dr. Chaitra	1	-	4	

  
HOD

  
Vice Principal/Academic In-charge

Principal

## Unitized Syllabus for the month of FEBRAURY - 2024

## Lectures

SL.NO	DATE	DAY	TIME	SYLLABUS	Lecture	FACULTY
52.	1/2/24	THU	12PM – 1PM	Cha.Su.30- Arthedashamahamooleeya Adhyaya I. Adhyaya parichaya II. Siddhanta vivarana III. Adhyaya sangraha	L	Dr.PBH
53.	2/2/24	FRI	9AM – 10AM	Cha.Ni.01-Jwara nidana Adhyaya I. Adhyaya parichaya II. Siddhanta vivarana III. Adhyaya sangraha	L	Dr. Chaitra
54.	2/2/24	FRI	4PM – 5PM	Cha.Su.30- Arthedashamahamooleeya Adhyaya I. Adhyaya parichaya II. Siddhanta vivarana III. Adhyaya sangraha	L	Dr.PBH
55.	6/2/24	TUE	10AM – 11AM	Cha.Su.29- Dashapraanaayataneeya Adhyaya I. Adhyaya parichaya II. Siddhanta vivarana III. Adhyaya sangraha	L	Dr.PNB
56.	8/2/24	THU	12PM – 1PM	Cha.Ni.03-Gulma nidana Adhyaya I. Adhyaya parichaya II. Siddhanta vivarana III. Adhyaya sangraha	L	Dr.PBH
57.	9/2/24	FRI	9AM – 10AM	Cha.Ni.01-Jwara nidana Adhyaya I. Adhyaya parichaya II. Siddhanta vivarana III. Adhyaya sangraha	L	Dr.SBP
58.	9/2/24	FRI	4PM -5PM	<b>3<sup>rd</sup> PERIODICAL ASSESSMENT</b>		Dr.PBH
59.	13/2/24	TUE	10AM – 11AM	Cha.Ni.02-Raktapitta nidana Adhyaya I. Adhyaya parichaya II. Siddhanta vivarana III. Adhyaya sangraha	L	Dr.PNB
60.	15/2/24	THU	12PM – 1PM	Cha.Ni.03-Gulma nidana Adhyaya	L	Dr.PBH



				I. Adhyaya parichaya II. Siddhanta vivarana III. Adhyaya sangrah		
61.	16/2/24	FRI	9AM – 10AM	Cha.Ni.04-Prameha nidana adhyaya I. Adhyaya parichaya II. Siddhanta vivarana III. Adhyaya sangraha	L	Dr. SBP
62.	23/2/24	FRI	4PM – 5PM	Cha.Ni.05-Kushta nidana Adhyaya I. Adhyaya parichaya II. Siddhanta vivarana III. Adhyaya sangraha	L	Dr.PBH

#### Non Lectures

SL.NO	DATE	DAY	TIME	SYLLABUS	Non-Lecture	FACULTY
10.	16/2/24	FRI	4PM – 5PM	Cha.Su.30- Arthedashamahamooleeyam Adhyaya - 3,4,10,11,12	SHLOKA PATHANA	Dr.PBH
11.	20/2/24	TUE	10AM – 11AM	Cha.Su.30- Arthedashamahamooleeyam Adhyaya - 3,4,10,11,12	SHLOKA PATHANA	Dr.PNB
12.	22/2/24	THU	12PM – 1PM	Cha.Su.30- Arthedashamahamooleeyam Adhyaya - 3,4,10,11,12	SHLOKA PATHANA	Dr.PBH
13.	23/2/24	FRI	9AM – 10AM	Cha.Ni.01-Jwara nidana Adhyaya- 3,5,7,8,9,10,11,38-40	SHLOKA PATHANA	Dr.Chaitra

14.	27/2/24	TUE	10AM – 11AM	Cha.Ni.01-Jwara nidana Adhyaya-3,5,7,8,9,10,11,38-40	SHLOKA PATHANA	Dr.PNB
15.	29/2/24	THU	12PM – 1PM	Cha.Ni.04-Prameha nidana adhyaya-3, 4, 48-49	SHLOKA PATHANA	Dr.PBH

#### Non Lectures (Practical's)

SL.NO	DATE	DAY	TIME	SYLLABUS	Non-Lecture (Practical's)	FACULTY
16.	5/2/24	MON	4PM – 5PM	<p><b>Teacher's role:</b> Teach raktadushti karana; Select some cases where raktadushti is suspected; Demonstrate presence of raktadushti karanas in one or two cases; Assign cases to students to identify presence of raktadushtikarana</p> <p><b>Student's role:</b> Identify presence of raktadushti karanas in three cases with the help of questionnaire provided; Document the observations</p>	ASSESSMENT OF RAKTA DUSHTI KARANA IN SPECIFIC CLINICAL CONDITIONS	Dr.Chaitra
17.	12/2/24	MON	4PM – 5PM	<p><b>Teacher's role:</b> Teach raktadushti karana; Select some cases where raktadushti is suspected; Demonstrate presence of raktadushti karanas in one or two cases; Assign cases to students to identify presence of raktadushtikarana</p> <p><b>Student's role:</b> Identify presence of raktadushti karanas in three cases with the help of questionnaire provided; Document the observations</p>	ASSESSMENT OF RAKTA DUSHTI KARANA IN SPECIFIC CLINICAL CONDITIONS	Dr.Chaitra

18.	19/2/24	MON	4PM – 5PM	<p><b>Teacher's role:</b> Identify some important agryoushadhas from the list given in Annapanachatushka; Divide the whole class into five or six groups and assign each group with two or three agrya aushadhas</p> <p><b>Students role:</b> Make monographs of agryoushadha; Interact with practitioners and collect details of use of these aushadhas in routine practice; Document the observations in the record book.</p>	OBSERVATIONS ON USE OF AGRYA AUSHADHA IN CLINICAL PRACTICE	Dr.Chaitra
19.	26/2/24	MON	4PM – 5PM	<p><b>Teacher's role:</b> Identify some important agryoushadhas from the list given in Annapanachatushka; Divide the whole class into five or six groups and assign each group with two or three agrya aushadhas</p> <p><b>Students role:</b> Make monographs of agryoushadha; Interact with practitioners and collect details of use of these aushadhas in routine practice; Document the observations in the record book.</p>	OBSERVATIONS ON USE OF AGRYA AUSHADHA IN CLINICAL PRACTICE	Dr.Chaitra

Name of the faculty	Number of Lecture	Number of Non-Lecture	Number of Non-Lecture(Practical)	Total
Dr.SavitaB Padashetti	2	-	-	21
Dr.Prabhakar B Hegade	6	3	-	
Dr. Praveen Bhirdi	2	2	-	
Dr. Chaitra	1	1	4	

*Savita*  
HOD

*[Signature]*  
Vice Principal/Academic In-charge

Principal

## Unitized Syllabus for the month of MARCH - 2024

## Lectures

SL.NO	DATE	DAY	TIME	SYLLABUS	Lecture	FACULTY
63.	1/3/24	FRI	9AM – 10AM	Prameha Nidana	L	Dr.Chaitra
64.	1/3/24	FRI	4PM – 5PM	Gulma Nidana	L	Dr.PBH
65.	5/3/24	TUE	10AM – 11AM	Shosha Nidana	L	Dr.PNB
66.	22/3/24	FRI	9AM – 10AM	Prameha Nidana	L	Dr.SBP

## Non Lectures

SL.NO	DATE	DAY	TIME	SYLLABUS	Non-Lecture	FACULTY
16.	22/3/24	FRI	4PM – 5PM	1. Cha.Su.20- Maharoga adhyaya - 11,16,19 2. Cha.Su.26- Atreyabhadraakapeeya Adhyaya - 13,29 3. Cha.Su.28- Vividhaasheetapeetiya Adhyaya - 7	LEARNING THROUGH VYAKHYANA-1	Dr.PBH
17.	26/3/24	TUE	10AM – 11AM	15. Cha.Su.27- Annapaanvidhi Adhyaya- 351-352 16. Cha.Su.28- Vividhaasheetapeetiya Adhyaya- 9-19,35-39, 45	Recitation	Dr.PNB

**Non Lectures (Practical's)**

SL.NO	DATE	DAY	TIME	SYLLABUS	Non-Lecture (Practical's)	FACULTY
20.	4/3/24	MON	4PM -5PM	<b>Teacher's role:</b> Demonstrate the proforma in a few cases. <b>Students' role:</b> Make five case sheets reporting the findings of the assessment.	ASSESSMENT OF DHA TU-UPADHATU-MALA PRADOSHAJA VIKARAS IN PATIENTS	Dr.Chaitra

Name of the faculty	Number of Lecture	Number of Non-Lecture	Number of Non-Lecture(Practical)	Total
Dr.SavitaB Padashetti	1		-	07
Dr.Prabhakar B Hegade	1	1	-	
Dr. Praveen Bhiridi	1	1	-	
Dr. Chaitra	1	-	1	

*Savita*  
HOD

*[Signature]*  
Vice Principal / Academic In-charge

Principal



## Unitized Syllabus for the month of APRIL - 2024

## Lectures

SL.NO	DATE	DAY	TIME	SYLLABUS	Lecture	FACULTY
67.	2/4/24	TUE	10AM – 11AM	Cha.Ni.06-Shosha nidana Adhyaya I. Adhyaya parichaya II. Siddhanta vivarana III. Adhyaya sangraha	L	Dr.PNB
68.	5/4/24	FRI	9AM – 10AM	Cha.Ni.07-Unmada nidana Adhyaya I. Adhyaya parichaya II. Siddhanta vivarana III. Adhyaya sangraha	L	Dr.Chaitra
69.	5/4/24	FRI	4PM – 5PM	Cha.Ni.08-Apasmara nidana adhyaya I. Adhyaya parichaya II. Siddhanta vivarana III. Adhyaya sangraha	L	Dr.PBH
70.	12/4/24	FRI	9AM – 10AM	Cha.Ni.07-Unmada nidana Adhyaya I. Adhyaya parichaya II. Siddhanta vivarana III. Adhyaya sangraha	L	Dr.SBP
71.	12/4/24	FRI	4PM – 5PM	Cha.Ni.08-Apasmara nidana adhyaya I. Adhyaya parichaya II. Siddhanta vivarana III. Adhyaya sangraha	L	Dr.PBH
72.	16/4/24	TUE	10AM – 11AM	Cha.Sha.01-Katithapurushheeya Adhyaya I. Adhyaya parichaya II. Siddhanta vivarana III. Adhyaya sangraha	L	Dr.PNB
73.	19/4/24	FRI	9AM – 10AM	4 <sup>th</sup> PERIODICAL ASSESSMENT	L	Dr.SBP
74.	26/4/24	FRI	9AM – 10AM	Cha.Sha.02-Atulyagothreeyam Adhyaaya I. Adhyaya parichaya II. Siddhanta vivarana III. Adhyaya sangraha	L	Dr.Chaitra

**Non Lectures**

SL.NO	DATE	DAY	TIME	SYLLABUS	Non-Lecture	FACULTY
18.	19/4/24	FRI	4PM – 5PM	<b>Suggested sutras:</b> 1. Cha.Ni. 4-Prameha nidana adhyaya -4	LEARNING THROUGH VYAKHYANA-2	Dr.PBH
19.	23/4/24	TUE	10AM – 11AM	1. Cha.Su.30- Arthedashamahamooleeyam Adhyaya - 3,4,10,11,12 2. Cha.Ni.01-Jwara nidana Adhyaya- 3,5,7,8,9,10,11,38-40	Recitation	Dr.PNB
20.	26/4/24	FRI	4PM – 5PM	1. Cha.Su.30- Arthedashamahamooleeyam Adhyaya - 3,4,10,11,12 2. Cha.Ni.01-Jwara nidana Adhyaya- 3,5,7,8,9,10,11,38-40	Recitation	Dr.PBH
21.	30/4/24	TUE	10AM – 11AM	<b>Suggested sutras:</b> 1. Cha.Ni. 4-Prameha nidana adhyaya -4	LEARNING THROUGH VYAKHYANA-2	Dr.PNB


**Non Lectures (Practical's)**

SL.NO	DATE	DAY	TIME	SYLLABUS	Non-Lecture (Practical's)	FACULTY
21.	1/4/24	MON	4PM - 5PM	<p><b>Purpose:</b> To map the disease process through nidana-panchaka (Ref: Ch Ni 1)</p> <p><b>Teacher's role:</b> Demonstrate the case proforma in patients; Assign five patients to students for documenting nidanapanchaka</p> <p><b>Students role:</b> Furnish the case proforma in five patients.</p>	CASE TAKING IN RELATION TO NIDANA PANCHAKA	Dr.Chaitra
22.	8/4/24	MON	4PM - 5PM	<p><b>Purpose:</b> To map the disease process through nidana-panchaka (Ref: Ch Ni 1)</p> <p><b>Teacher's role:</b> Demonstrate the case proforma in patients; Assign five patients to students for documenting nidanapanchaka</p> <p><b>Students role:</b> Furnish the case proforma in five patients.</p>	CASE TAKING IN RELATION TO NIDANA PANCHAKA	Dr.Chaitra
23.	15/4/24	MON	4PM - 5PM	<p><b>Purpose:</b> To map the disease process through nidana-panchaka (Ref: Ch Ni 1)</p> <p><b>Teacher's role:</b> Demonstrate the case proforma in patients; Assign five patients to students for documenting nidanapanchaka</p> <p><b>Students role:</b> Furnish the case proforma in five patients.</p>	CASE TAKING IN RELATION TO NIDANA PANCHAKA	Dr.Chaitra
24.	22/4/24	MON	4PM - 5PM	<p><b>Purpose:</b> To map the disease process through nidana-panchaka (Ref: Ch Ni 1)</p> <p><b>Teacher's role:</b> Demonstrate the case proforma in patients; Assign five patients to students for documenting nidanapanchaka</p> <p><b>Students role:</b> Furnish the case proforma in five patients.</p>	CASE TAKING IN RELATION TO NIDANA PANCHAKA	Dr.Chaitra

25.	29/4/24	MON	4PM - 5PM	<b>Purpose:</b> To familiarize differential diagnosis of kushta through Ayurvedic parameters (Ref: Ch Ni 5) <b>Teacher's role:</b> Demonstrate case taking in a few cases <b>Students role:</b> Furnish the case proforma for minimum three cases of skin diseases.	DIFFERENTIAL DIAGNOSIS OF SKIN DISEASES BASED ON GUIDELINES ONKUSHTA	Dr.Chaitra
-----	---------	-----	-----------	---	--	------------

Name of the faculty	Number of Lecture	Number of Non-Lecture	Number of Non-Lecture(Practical)	Total
Dr.SavitaB Padashetti	2	-	-	17
Dr.Prabhakar B Hegade	2	2	-	
Dr. Praveen Bhirdi	2	2	-	
Dr. Chaitra	2	-	5	

  
HOD

  
Vice Principal/Academic In-charge

Principal

## Unitized Syllabus for the month of MAY - 2024

## Lectures

SL.NO	DATE	DAY	TIME	SYLLABUS	Lecture	FACULTY
75.	21/5/24	TUE	10AM – 11AM	Cha.Sha.01-Katithapurushheeya Adhyaya I. Adhyaya parichaya II. Siddhanta vivarana III. Adhyaya sangraha	L	Dr.PNB
76.	24/5/24	FRI	9AM – 10AM	Cha.Sha.02-Atulyagothreeyam Adhyaaya I. Adhyaya parichaya II. Siddhanta vivarana III. Adhyaya sangraha	L	Dr .SBP

## Non Lectures

SL.NO	DATE	DAY	TIME	SYLLABUS	Non-Lecture	FACULTY
22.	24/5/24	FRI	4PM – 5PM	Suggested sutras: 1. Cha.Ni. 4-Prameha nidana adhyaya	LEARNING THROUGH VYAKHYANA-2	Dr.PBH


## Non Lectures (Practical's)

SL.NO	DATE	DAY	TIME	SYLLABUS	Non-Lecture (Practical's)	FACULTY
26.	20/5/24	MON	4PM - 5PM	<b>Purpose:</b> To familiarize differential diagnosis of kushta through Ayurvedic parameters (Ref: Ch Ni 5) <b>Teacher's role:</b> Demonstrate case taking in a few cases <b>Students role:</b> Furnish the case proforma for minimum three cases of skin diseases.	DIFFERENTIAL DIAGNOSIS OF SKIN DISEASES BASED ON GUIDELINES ONKUSHTA	Dr.Chaitra



Name of the faculty	Number of Lecture	Number of Non-Lecture	Number of Non-Lecture(Practical)	Total
Dr.SavitaB Padashetti	1	-	-	4
Dr.Prabhakar B Hegade	-	1	-	
Dr. Praveen Bhirdi	1	-	-	
Dr. Chaitra	-	-	1	

  
HOD

  
Vice Principal/Academic In-charge

Principal

## Unitized Syllabus for the month of JUNE - 2024

## Lectures

SL.NO	DATE	DAY	TIME	SYLLABUS	Lecture	FACULTY
76.	4/6/24	TUE	10AM – 11AM	Cha.Sha.03-Khuddika garbhavakranti Adhyaya I. Adhyaya parichaya II. Siddhanta vivarana III. Adhyaya sangraha	L	Dr.PNB
77.	7/6/24	FRI	9AM – 10AM	Cha.Sha.02-Atulyagothreeyam Adhyaaya I. Adhyaya parichaya II. Siddhanta vivarana III. Adhyaya sangraha	L	Dr.Chaitra
78.	7/6/24	FRI	4PM – 5PM	Cha.Sha.04-Mahatee garbhavakranti Adhyaya I. Adhyaya parichaya II. Siddhanta vivarana III. Adhyaya sangraha	L	Dr.PBH
79.	11/6/24	TUE	10AM – 11AM	Cha.Sha.05-Purushavichaya Shareera Adhyaya I. Adhyaya parichaya II. Siddhanta vivarana	L	Dr.PNB
80.	14/6/24	FRI	9AM – 10AM	Cha.Sha.06-Sareeravichaya adhyaya I. Adhyaya parichaya II. Siddhanta vivarana	L	Dr.Chaitra
81.	14/6/24	FRI	4PM – 5PM	Cha.Sha.04-Mahatee garbhavakranti Adhyaya I. Adhyaya parichaya II. Siddhanta vivarana III. Adhyaya sangraha	L	Dr.PBH

## Non Lectures

SL.NO	DATE	DAY	TIME	SYLLABUS	Non-Lecture	FACULTY
23.	18/6/24	TUE	10AM – 11AM	5. Cha.Ni.05- Kushta nidana Adhyaya- 3,4,5,8 6. Cha.Ni.06-Shosha nidana Adhyaya- 3, 5,7,9,11,14	RECITATION	Dr.PNB

24.	21/6/24	FRI	9AM – 10AM	Cha.Ni.07- Unmada nidana Adhyaya-5,19-22 8. Cha.Ni.08- Apasmara nidana adhyaya- 3,5,17-22, 33-35,37-39	RECITATION	Dr. Chaitra
25.	21/6/24	FRI	4PM – 5PM	Cha.Sha.1-Katithapurushheeya Adhyaya-21	LEARNING THROUGH VYAKHYANA-2	Dr.PBH
26.	25/6/24	TUE	10AM – 11AM	Cha.Sha.1-Katithapurushheeya Adhyaya-21	LEARNING THROUGH VYAKHYANA-2	Dr.PNB
27.	28/6/24	FRI	9AM – 10AM	Cha.Sha.1-Katithapurushheeya Adhyaya-21	LEARNING THROUGH VYAKHYANA-2	Dr. Chaitra
28.	28/6/24	FRI	4PM – 5PM	8. Cha.Ni.08- Apasmara nidana adhyaya- 3,5,17-22, 33-35,37-39	RECITATION	Dr.PBH

**Non Lectures (Practical's)**

SL.NO	DATE	DAY	TIME	SYLLABUS	Non-Lecture (Practical's)	FACULTY
27.	3/6/24	MON	4PM - 5PM	<b>Teacher's role:</b> Preparing measurement methods based on anguleeprmana and anjaleepramana as explained in Ayurveda; Demonstrating such methods in healthy individuals <b>Students role:</b> Assessing physiometry based on the guidelines given by the teacher in three individuals/peers and document the observations	PRAMANA PARIKSHA	Dr.SBP

28.	24/6/24	MON	4PM - 5PM	<p><b>Teacher's role:</b> Preparing measurement methods based on anguleepmana and anjaleepmana as explained in Ayurveda; Demonstrating such methods in healthy individuals</p> <p><b>Students role:</b> Assessing physiometry based on the guidelines given by the teacher in three individuals/peers and document the observations</p>	PRAMANA PARIKSHA	Dr.SBP
-----	---------	-----	-----------	---	------------------	--------

Name of the faculty	Number of Lecture	Number of Non-Lecture	Number of Non-Lecture(Practical)	Total
Dr.SavitaB Padashetti	-	-	2	14
Dr.Prabhakar B Hegade	2	2	-	
Dr. Praveen Bhirdi	2	2	-	
Dr. Chaitra	2	2	-	

*Sainik*  
HOD

*[Signature]*  
Vice Principal/Academic In-charge

Principal

## Unitized Syllabus for the month of JULY - 2024

## Lectures

SL.NO	DATE	DAY	TIME	SYLLABUS	Lecture	FACULTY
82.	2/7/24	TUE	10AM – 11AM	Cha.Sha.07- Sareerasankhya sareera Adhyaya I. Adhyaya parichaya II. Siddhanta vivarana 1. Paramanu bheda of shareera III. Adhyaya sangraha	L	Dr.PNB
83.	5/7/24	FRI	9AM – 10AM	Cha.Sha.08-Jathisutreeya Adhyaya I. Adhyaya parichaya II. Siddhanta vivarana 1. Sutikagara 2. Garbhopaghatakara bhava III. Adhyaya sangraha	L	Dr.Chaitra

## Non Lectures

SL.NO	DATE	DAY	TIME	SYLLABUS	Non-Lecture	FACULTY
29.	5/7/24	FRI	4PM – 5PM	This activity will evoke an interest among students about planning for construction of Hospitals and Nursing homes. Topic: Standard guidelines to setup Ayurveda Clinics, Nursing Homes and Hospitals.	Expert Lecture on Aturalaya	Dr.PBH
30.	9/7/24	TUE	10AM – 11AM	Teacher should give an insight to NAMASTE portal published by Ministry of AYUSH. Students should go through with every standardised Ayurveda terminologies related to disease classification and also National Ayurveda Morbidity codes.	Activity on Disease classification:	Dr.PNB
31.	12/7/24	FRI	9AM – 10AM	Teacher should give an insight to NAMASTE portal published by Ministry of AYUSH. Students should go through with every standardised Ayurveda terminologies related to disease	Activity on Disease classification:	Dr.Chaitra



				classification and also National Ayurveda Morbidity codes.		
32.	12/7/24	FRI	4PM – 5PM	Steps (1)Teacher should explain the content on which students should make video (2) The Minimum duration of Video should be 3 minutes. (3) Video can be in regional languages. (4) Teacher should select the best videos and can publish in social media after rectifying the content of the video.	Video making on concept of Nidra	Dr.PBH
33.	16/7/24	TUE	10AM – 11AM	Steps (1) Students should be divided in to groups and assign some of the Hita and Ahita ahara dravya (2) Student should find and discuss the logical explanations on justifying the given dravya as Hita or Ahita	Justifying concept of Hita and Ahita ahara	Dr.PNB
34.	19/7/24	FRI	9AM – 10AM	5 <sup>th</sup> Periodical assessment.		Dr.Chaitra
35.	19/7/24	FRI	4PM -5PM	Steps (1) Students should be divided in to groups and assign some of the Hita and Ahita ahara dravya (2) Student should find and discuss the logical explanations on justifying the given dravya as Hita or Ahita	Justifying concept of Hita and Ahita ahara	Dr.PBH
36.	23/7/24	TUE	10AM – 11AM	Steps (1) Any probable drug or treatment plan to be selected and assign to various groups (2) Students should view them through paradi guna and document it.	Application of paradi guna	Dr.PNB
37.	26/7/24	FRI	9AM – 10AM	Steps (1) Any probable drug or treatment plan to be selected and assign to various groups (2) Students should view them through paradi guna and document it.	Application of paradi guna	Dr.Chaitra
38.	26/7/24	FRI	4PM -5PM	Steps (1) Student should collect different dravya's available in their locality. (2) Student should exhibit the same and discuss with experts. (3) Document opinion given by experts.	Collection of different dravya's	Dr.PBH

39.	30/7/24	TUE	10AM – 11AM	Steps (1) Student should collect different dravya's available in their locality. (2) Student should exhibit the same and discuss with experts. (3) Document opinion given by experts.	Collection of different dravya's	Dr.PNB
-----	---------	-----	-------------	---	----------------------------------	--------

**Non Lectures (Practical's)**

SL.NO	DATE	DAY	TIME	SYLLABUS	Non-Lecture (Practical's)	FACULTY
29.	1/7/24	MON	4PM - 5PM	<p><b>Teachers role:</b> Divide class into four or five groups and assign most commonly seen diseases to each group (Eg. Prameha); Conduct group discussions to identify risk factors / protective factors of respective diseases through literature review, interaction with peers and teachers; Sum up findings of group discussions and prepare check list for each disease</p> <p><b>Student's role:</b> Conduct group discussions to identify risk/protective factors of disease assigned to them; Prepare check list for each disease regarding probable risk/protective factors; Identify presence/absence of items in the check list in minimum of three cases of the respective disease</p>	IDENTIFICATION OF VIKARAVIGHATA BHAVA ABHAVA IN PATIENTS	Dr.SBP
30.	8/7/24	MON	4PM - 5PM	<p><b>Teachers role:</b> Divide class into four or five groups and assign most commonly seen diseases to each group (Eg. Prameha); Conduct group discussions to identify risk factors / protective factors of respective diseases through literature review, interaction with peers and teachers; Sum up</p>	IDENTIFICATION OF VIKARAVIGHATA BHAVA ABHAVA IN PATIENTS	Dr.SBP

				findings of group discussions and prepare check list for each disease <b>Student's role:</b> Conduct group discussions to identify risk/protective factors of disease assigned to them; Prepare check list for each disease regarding probable risk/protective factors; Identify presence/absence of items in the check list in minimum of three cases of the respective disease		
31.	15/7/24	MON	4PM - 5PM	Steps (1) Teacher should make teams of 3-5 students.(2) An Editorial team for making monograph has to be made including experts of Roga Nidana. (3) Divide the 140 diseases into available number of teams. (4) Teacher should provide a format to collect data on each diseases which must include pictorial representation of disease and cross references. (5) The Editorial team will collect the data from all teams and edit in the form of a book. (6) The content should be reviewed by Experts and made as E-Monograph (PDF)/ Book.	Compilation/ Making monograph on Nanatmaja vikara	Dr.SBP
32.	22/7/24	MON	4PM - 5PM	Steps (1) Teacher should make teams of 3-5 students.(2) An Editorial team for making monograph has to be made including experts of Roga Nidana. (3) Divide the 140 diseases into available number of teams. (4) Teacher should provide a format to collect data on each diseases which must include pictorial representation of disease and cross references. (5) The Editorial team will collect the data from all teams and edit in the form of a book. (6) The content should be reviewed by Experts and made as E-Monograph (PDF)/ Book.	Compilation/ Making monograph on Nanatmaja vikara	Dr.SBP
33.	29/7/24	MON	4PM - 5PM	Steps (1) Teacher should make teams of 3-5 students.(2) An Editorial team for making monograph has to be made including experts of Roga Nidana. (3) Divide the 140 diseases into available number of teams. (4) Teacher should provide a format to collect data on each diseases which must include	Compilation/ Making monograph on Nanatmaja vikara	Dr.SBP

				pictorial representation of disease and cross references. (5) The Editorial team will collect the data from all teams and edit in the form of a book. (6) The content should be reviewed by Experts and made as E-Monograph (PDF) Book.		
--	--	--	--	---	--	--

Name of the faculty	Number of Lecture	Number of Non-Lecture	Number of Non-Lecture(Practical)	Total
Dr.SavitaB Padashetti	-	-	5	18
Dr.Prabhakar B Hegade		4	-	
Dr. Praveen Bhirdi	1	4	-	
Dr. Chaitra	1	3	-	

  
HOD

  
Vice Principal/Academic In-charge

Principal

Bmk/Bp/162/24

KAHER's Shri BMK Ayurved Mahavidyalaya Shahapur Belgaum 590003

II<sup>nd</sup> Professional BAMS-2021 Batch for the academic year 2023-2024

Department of Samhita Siddhanta

Subject: SAMHITA ADHYAYANA -II

Unitized Syllabus for the month of AUGUST - 2024

Lectures

SL.NO	DATE	DAY	TIME	SYLLABUS	TL Method	Alignment with		Millers Pyramid D/SH/KH/K	Blooms Level	FACULTY
						CO	PO			
84.	2/8/24	FRI	9AM - 10AM	Cha.Sha.08- Jathisutreeya Adhyaya I. Adhyaya parichaya II. Siddhanta vivarana 1. Sutikagara 2. Garbhopaghatakara bhava III. Adhyaya sangraha	L	CO1,CO2	PO1	K	I	Dr.Chaitra
85.	9/8/24	FRI	4PM - 5PM	Cha.Vi.01- Rasa vimana Adhyayam I. Adhyaya parichaya II. Siddhanta vivarana 1. Importance and objective of vimanasthana 2. Prakritisamasamaveta and vikrutivishamasamaveta siddhanta 3. Chaturvidha Prabhava (rasa-dravya-dosh-vikara prabhava) 4. Examples of dravyaprabhava- taila, ghruta and madhu. 5. Dravyas which are avoided for regular	L	CO1,CO2	PO1	K	I	Dr.PBH



				consumption 6. Satmyaparibhasha and types 7. Aharavidhi visheshayatana 8. Ahara vidhi vidhana and bhojyasaadgunyam III. Adhyaya sangraha						
--	--	--	--	--	--	--	--	--	--	--

Non Lectures

SL.NO	DATE	DAY	TIME	SYLLABUS	TL Method	Alignment		Millers Pyramid	Blooms Level	FACULTY
						CO	PO	D/SH/KH /K		
40.	2/8/24	FRI	4PM – 5PM	6 <sup>th</sup> Periodical Assessment	Shloka recitation	CO2	PO1	K	1	Dr.PBH
41.	6/8/24	TUE	10AM – 11AM	<b>Skit on different types of vaidya in relation to medical ethics:</b> Steps (1) The class has to be divided into teams and they should be assigned to write a story for skit, considering different qualities of vaidya (2) They should perform the skit after Screening done by concerned teachers	Skit	CO4, CO8	PO1, PO3, PO5, PO6, PO8, PO9	SH	2	Dr.PNB

42.	9/8/24	FRI	9AM – 10AM	<b>Documentation of Nidanarthakara roga:</b> Student should discuss and document the experiences of practising physicians of their Hospital or outside about Nidanarthakara roga.	Documentation	CO4, CO6	PO1, PO3, PO5, PO7	SH	2	Dr.Chaitra
43.	13/8/24	TUE	10AM – 11AM	<b>Quiz on Nidana sthana: Steps (1)</b> Teacher should give a written test including important multiple choice questions of nidana sthana. (2) The highest scoring students should be selected and made into different teams as per the convenience. (3) The selected students should be conducted quiz with different rounds considering the content of the Nidana sthana.	Quiz	CO3, CO4, CO6, CO7	PO1, PO3, PO5, PO7	SH	2	Dr.RCG
44.	16/8/24	FRI	9AM – 10AM	<b>Quiz on Nidana sthana: Steps (1)</b> Teacher should give a written test including important multiple choice questions of nidana	Quiz	CO3, CO4, CO6, CO7	PO1, PO3, PO5, PO7	SH	2	Dr.Chaitra

									sthana. (2) The highest scoring students should be selected and made into different teams as per the convenience. (3) The selected students should be conducted quiz with different rounds considering the content of the Nidana sthana.	
45.	16/8/2 4	FRI	4PM - 5PM	Game on Ashla smrutu karana: Steps (1) Plan the Memory check games by using Different materials such as Drugs, Books and instruments.(2) Students should be subjected for memory check sessions. (3) Later their experiences should be interpreted through Ashla smrutu karana.	Game based learning	CO3, CO4, CO7	PO1, PO3, PO5, PO7	SH	2	Dr.PBH
46.	20/8/2 4	TUE	10AM - 11AM	Game on Ashla smrutu karana: Steps (1) Plan the Memory check games by using Different materials such as Drugs, Books and instruments.(2) Students should be	Game based learning	CO3, CO4, CO7	PO1, PO3, PO5, PO7	SH	2	Dr.PNB

				subjected for memory check sessions. (3) Later their experiences should be interpreted through Ashta smruti karana.						
47.	23/8/24	FRI	9AM – 10AM	<b>Identify film/Tv serial characters</b> having different qualities of Trividha satwa and their varieties: Steps (1) Students has to be divided into teams and each team should be assigned some of the satwa. (2) The team should collect the video clips of those characters and has to present to all after getting scrutinized by teachers.	Identification	CO4, CO6, CO7	PO1, PO3, PO5, PO7	SH	2	Dr.Chaitra
48.	23/8/24	FRI	4PM – 5PM	<b>Identify film/Tv serial characters</b> having different qualities of Trividha satwa and their varieties: Steps (1) Students has to be divided into teams and each team should be assigned some of the satwa.	Identification	CO4, CO6, CO7	PO1, PO3, PO5, PO7	SH	2	Dr.PBH



				(2) The team should collect the video clips of those characters and has to present to all after getting scrutinized by teachers.						
49.	27/8/24	TUE	10AM – 11AM	<b>Adopting pravrutti and nivrutti upayas in present era:</b> Steps (1) Teacher should make teams and assign different pravrutti and nivrutti upayas.(2) Team should present the pravrutti and nivrutti upayas considering relevance in present era.	Group discussion /Presentation	CO4, CO8	PO1, PO3, PO5, PO6, PO8, PO9	SH	2	Dr.RCG
50.	30/8/24	FRI	9AM – 10AM	<b>Adopting pravrutti and nivrutti upayas in present era:</b> Steps (1) Teacher should make teams and assign different pravrutti and nivrutti upayas.(2) Team should present the pravrutti and nivrutti upayas considering relevance in present era.	Group discussion /Presentation	CO4, CO8	PO1, PO3, PO5, PO6, PO8, PO9	SH	2	Dr.Chaitra

51.	30/8/24	FRI	4PM - 5PM	<b>Analysing Data on causes of akala mrutyu:</b> Students should search and collect data from online sources published by Govt or Private Authorities about the causes of Akala mrutyu. Analyse and present the data and discuss on Akala mrutyu in the class.	Group discussion	CO4, CO7, CO8	PO1, PO3, PO5, PO6, PO8, PO9	SH	2	Dr.PBH
-----	---------	-----	-----------	--	------------------	---------------	------------------------------	----	---	--------

**Non Lectures (Practical's)**


SL.NO	DATE	DAY	TIME	SYLLABUS	TL Method	Alignment		Millers Pyramid D/SH/KH/K	Blooms Level	FACULTY
						CO	PO			
34.	5/8/24	MON	4PM - 5PM	<b>Purpose:</b> To explore loka-purusha-samya in the background of one health movement (Ref: Ch Sha 5) <b>Teacher's role:</b> Conduct discussions in the class to identify how nature is related to human being;	Group discussion	CO4,CO7,CO8	PO1,PO3,PO5, PO6,PO8,PO9	SH	2	Dr.SBP





				Explore this relationship in the background of concept of one health; conduct discussions <b>Students role:</b> Conduct the discussions and prepare a summary report						
35.	12/8/24	MON	4PM - 5PM	<b>Purpose:</b> To explore loka-purusha-samya in the background of one health movement (Ref: Ch Sha 5) <b>Teacher's role:</b> Conduct discussions in the class to identify how nature is related to human being; Explore this relationship in the background of concept of one health; conduct discussions <b>Students</b>	Group discussion	CO4,CO7,CO8	PO1,PO3,PO5,PO6,PO8,PO9	SH	2	Dr.SBP

				role: Conduct the discussions and prepare a summary report.						
36.	19/8/24	MON	4PM - 5PM	SHLOKA PATHANA 1. Cha.Vi. 01- Rasa vimaana Adhyayam-10,24 2. Cha.Vi. 02- Trividha kuksheeya Adhyayam-15-18	SHLOKA PATHANA	CO1	PO1	K	1	Dr.SBP
37.	26/8/24	MON	4PM - 5PM	SHLOKA PATHANA Cha.Vi. 04- Trividha roga vishesha vijnyaneeya adhyaya-4,12 4. Cha.Vi. 05- Sroto vimana Adhyaya-3,4,7,9-27	SHLOKA PATHANA	CO1	PO1	K	1	Dr.SBP

Name of the faculty	Number of Lecture	Number of Non-Lecture	Number of Non-Lecture(Practical)	Total
Dr.SavitaB Padashetti	-	-	4	18
Dr.Prabhakar B Hegade	1	4	-	
Dr. Praveen Bhardi	-	2	-	
Dr. Chaitra	1	4	-	
Dr. Rohit C Gavali	-	2	-	

  
HOD

  
Vice Principal/Academic In-charge

  
Principal  
**PRINCIPAL**  
Shri B. M. Kankanawadi  
Ayurved Mahavidyalaya  
A Constituent Unit of KAHER  
Shahapur, BELAGAVI-03.

BMK/BP/164/24

KAHER's Shri BMK Ayurved Mahavidyalaya Shahapur Belgaum 590003

II<sup>nd</sup> Professional BAMS-2021 Batch for the academic year 2023-2024

Department of Samhita Siddhanta

Subject: SAMHITA ADHYAYANA -II

Unitized Syllabus for the month of SEPTEMBER - 2024

## Non Lectures

SL.NO	DATE	DAY	TIME	SYLLABUS	TL Method	Alignment		Millers Pyramid D/SH/ KH/K	Blooms Level	FACULTY
						CO	PO			
52.	3/9/24	TUE	9AM - 10AM	1. Cha.Vi. 01- Rasa vimaana Adhyayam-10,24 2. Cha.Vi. 02-Trividha kuksheeya Adhyayam-15-18	NL Self directed learning, AV	CO1	PO1	K	1	Dr.PNB
53.	4/9/24	WED	4PM - 5PM	1. Cha.Vi.01- Rasa vimaana Adhyayam -10	Learning through Vyakhyana	CO1	PO1	K	1	Dr.Chaitra
54.	5/9/24	THU	9AM - 10AM	Street play on awareness of garbhopaghatakara bhava: Steps (1) Teacher should make teams and explain about the structure of street play (2) Student should create a narrative story to present the concept in public (3) Minimum duration of the play is 15 minutes	Street play	CO3, CO7	PO1,PO3	SH	4	Dr.PNB
55.	6/9/24	FRI	4PM - 5PM	Street play on awareness of garbhopaghatakara bhava: Steps (1) Teacher should make teams and explain about the structure of street play (2) Student should create a narrative story to present the concept in	Street play	CO3, CO7	PO1,PO3	SH	4	Dr.PBH



				public (3) Minimum duration of the play is 15 minutes						
56.	10/9/24	TUE	9AM - 10AM	<b>Analysing Data on causes of akala mrutyu:</b> Students should search and collect data from online sources published by Govt or Private Authorities about the causes of Akala mrutyu. Analyse and present the data and discuss on Akala mrutyu in the class.	Group discussion	CO4,C07,CO8	PO1,PO3,PO5,PO6,PO8,PO9	KH	2	Dr.RCG
57.	11/9/24	WED	4PM - 5PM	<b>Digital Posters for public awareness on Ahara vidhi:</b> Steps (1) Teacher should assign the topic to the students individually or in group. (2) Student should make a digital posters or infographics with the help of various online tools such as CANVA etc.	Digital Poster	CO4,CO7	PO1,PO3,PO5	KH	3	Dr.RCG

Non Lectures (Practical's)

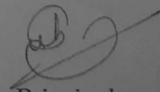
SL.NO	DATE	DAY	TIME	SYLLABUS	TL Method	Alignment		Millers Pyramid D/SH/KH/K	Blooms Level	FACULTY
						CO	PO			
38.	9/9/24	MON	4PM - 5PM	<b>Teacher's role:</b> Prepare guidelines for conducting Sambhasha parishat as per descriptions in Vadamarga; Demonstrate parishat in the class either through a video demonstration or otherwise; Divide the class into four or five groups and assign one topic each for them; Evaluate the group presentations based on the guidelines <b>Student's role:</b> Each group will prepare and demonstrate a parishat in the subject concerned; Prepare summary of the	Learning through Sambhasha Parishad	CO1,CO2	PO1	KH	4	Dr. SBP

				parishat						
39.	30/9/24	MO N	4PM - 5PM	<p>Teacher's role: Prepare guidelines for conducting Sambhasha parishat as per descriptions in Vadamarga; Demonstrate parishat in the class either through a video demonstration or otherwise; Divide the class into four or five groups and assign one topic each for them; Evaluate the group presentations based on the guidelines</p> <p>Student's role: Each group will prepare and demonstrate a parishat in the subject concerned; Prepare summary of the parishat</p>	Learning through Sambhasha Parishad	CO1, CO2	PO1	KH	4	Dr. SBP

Name of the faculty	Number of Lecture	Number of Non-Lecture	Number of Non-Lecture(Practical)	Total
Dr.SavitaB Padashetti	-	-	2	8
Dr.Prabhakar B Hegade	-	1	-	
Dr. Praveen Bhirdi	-	2	-	
Dr. Chaitra	-	1	-	
Dr. Rohit C Gavali	-	2	-	

  
HOD

  
Vice Principal/Academic In-charge

  
Principal



BMK/RP/173/24

KAHER's Shri BMK Ayurved Mahavidyalaya Shahapur Belgaum 590003

II<sup>nd</sup> Professional BAMS-2021 Batch for the academic year 2023-2024

Department of Samhita Siddhanta

Subject: SAMHITA ADHYAYANA - II

Unitized Syllabus for the month of OCTOBER - 2024

Lectures

SL.NO	DATE	DAY	TIME	SYLLABUS	TL Method	Alignment with		Millers Pyramid	Blooms Level	Pedagogical approaches	FACULTY
						CO	PO	D/SH/K H/K			
86.	1/10/24	TUE	10AM - 11AM	<b>Cha.Vi.01- Rasa vimana Adhyayam</b> <b>I. Adhyaya parichaya</b> <b>II. Siddhanta vivarana</b> 1. Importance and objective of vimanasthana 2. Prakritisamasamaveta and vikrutivishamasamaveta siddhanta 3. Chaturvidha Prabhava (rasa-dravya-dosh-vikara prabhava) 4. Examples of dravyaprabhava- taila, ghruta and madhu. 5. Dravyas which are avoided for regular consumption 6. Satmyaparibhasha and types 7. Aharavidhi visheshayatana 8. Ahara vidhi vidhana and bhojyasaadgunyam <b>III. Adhyaya sangraha</b>	L, GD, PPT	CO2, CO4, CO5, CO7	PO1, PO3, PO5	SH	2	Lecture based & Group based learning	Dr.RCG
87.	4/10/24	FRI	9AM - 10AM	<b>Cha.Vi.02-Trividha kuksheeya Adhyayam</b> <b>I. Adhyaya parichaya</b> <b>II. Siddhanta vivarana</b> 1. Three divisions of amashaya for deciding aharamatraa 2. Matraavat ahaara lakshan 3. Amatravatva of ahara 4. Effects of heenamaatra and atimatra of ahara 5. Mental factors which affect the digestion of food 6. Two types of amadosha 7. Hetu-linga and aushadha of amadosha	L, GD, PPT	CO2	PO1	K	1	Lecture based & Group based learning	DrChaitra

				8. Demarcation of amasaya <b>III. Adhyaya sangraha</b>							
88.	4/10/24	FRI	4PM - 5PM	<b>Cha.Vi.03-Janapadodhwansaneeya Vimanam Adhyaya</b> <b>I. Adhyaya parichaya</b> <b>II. Siddhanta vivarana</b> 1. Importance of timely collection of medicines. 2. Janapadodhwamsakara samanya bhavas (four causes of epidemic diseases) 3. Lakshanas of vikrut vayu, jala, desha and kala. 4. Chikitsa siddhanta of janapadodhwamsakara vikaras 5. Role of adharma in janapadodwamsa 6. Niyata and aniyata ayu 7. Daiva and purushakara 8. Examples of hetuviparita chikitsa in jwara 9. Apatarpana and its types 10. Description of desha <b>III. Adhyaya sangraha</b>	L, GD, PPT	CO2	PO1	K	1	Lecture based & Group based learning	Dr.PBH
89.	22/10/24	TUE	10AM - 11AM	<b>Cha.Vi.03-Janapadodhwansaneeya Vimanam Adhyaya</b> <b>I. Adhyaya parichaya</b> <b>II. Siddhanta vivarana</b> 1. Importance of timely collection of medicines. 2. Janapadodhwamsakara samanya bhavas (four causes of epidemic diseases) 3. Lakshanas of vikrut vayu, jala, desha and kala. 4. Chikitsa siddhanta of janapadodhwamsakara vikaras 5. Role of adharma in janapadodwamsa 6. Niyata and aniyata ayu 7. Daiva and purushakara 8. Examples of hetuviparita chikitsa in jwara 9. Apatarpana and its types 10. Description of desha <b>III. Adhyaya sangraha</b>	L, GD, PPT	CO2, CO7	PO1	SH	2	Lecture based & Group based learning	Dr.PNB

Non Lectures (Practical's)

SL.NO	DATE	DAY	TIME	SYLLABUS	TL Method	Alignment		Millers Pyramid	Blooms Level	Pedagogical approaches	FACULTY
						CO	PO	D/SH/KH/K			
88.	14/10/24	MON	4PM - 5PM	<p><b>Teacher's role:</b> Prepare guidelines for conducting Sambhasha parishat as per descriptions in Vadamarga; Demonstrate parishat in the class either through a video demonstration or otherwise; Divide the class into four or five groups and assign one topic each for them; Evaluate the group presentations based on the guidelines</p> <p><b>Student's role:</b> Each group will prepare and demonstrate a parishat in the subject concerned; Prepare summary of the parishat</p>	LEARNING THROUGH SAMBHASHA PARISHAD	CO1, CO2	PO1	KH	4	Group teaching & learning, Kinesthetic learning.	Dr.SBP
89.	15/10/24	TUE	10AM - 11AM	<p><b>Teacher's role:</b> Prepare guidelines for conducting Sambhasha parishat as per descriptions in Vadamarga; Demonstrate parishat in the class either through a video demonstration or otherwise; Divide the class into four or five groups and assign one topic each for them; Evaluate the group presentations based on the guidelines</p> <p><b>Student's role:</b> Each group will prepare and demonstrate a parishat in the subject concerned; Prepare summary of the parishat</p>	LEARNING THROUGH SAMBHASHA PARISHAD	CO1, CO2	PO1	KH	4	Group teaching & learning, Kinesthetic learning.	Dr.PNB
90.	18/10/24	FRI	9AM - 10AM	<p><b>Purpose:</b> To assess status of srotodushti in different clinical conditions (Ref: Ch Vi 5)</p> <p><b>Teacher's role:</b> Demonstrate the proforma for assessment of srotas in clinical conditions</p> <p><b>Students role:</b> Furnish the srotas proforma in at least three cases</p>	SROTAS PROFORMA ASSESSMENT	CO5	PO1, PO3, PO5	KH	4	Group teaching & learning, Kinesthetic learning.	DrChaitra



91.	18/10/24	FRI	4PM - 5PM	<p><b>Purpose:</b> To assess status of srotodushiti in different clinical conditions (Ref: Ch Vi 5)</p> <p><b>Teacher's role:</b> Demonstrate the proforma for assessment of srotas in clinical conditions</p> <p><b>Students role:</b> Furnish the srotas proforma in at least three cases</p>	SROTAS PROFORMA ASSESSMENT	CO5	PO1,P O3, PO5	KH	4	Group teaching & learning, Kinesthetic learning.	Dr.PBH
92.	28/10/24	MO N	4PM - 5PM	<p><b>Purpose:</b> Demonstrate use of tantrayukti in different sutras</p> <p><b>Teachers role:</b> Identify and demonstrate application of tantrayukti in different sutras</p> <p><b>Student's role:</b> Identify tantrayukti and prepare summary on justifying importance of tantrayukti in selected sutras</p> <p>1. Adhikaran - commonly seen in many sutras</p> <p>2. Yoga - commonly seen in many sutras</p> <p>3. Padartha - commonly seen in many</p> <p>Sutras 4. Vakyasesha - commonly seen in many</p> <p>Sutras 5. Upadesha - Ca. Su. 13/18-19, Ca. Su. 13/94</p> <p>6. Niyoga - Ca. Su. 13/34, Ca. Ni. 3/17</p>	LEARNING SUTRAS THROUGH TANTRA YUKTI	CO5	PO1,P O3, PO5	KH	4	Group teaching & learning, Kinesthetic learning.	Dr.SBP
93.	29/10/24	TUE	10AM - 11AM	<p><b>Purpose:</b> Demonstrate use of tantrayukti in different sutras</p> <p><b>Teachers role:</b> Identify and demonstrate application of tantrayukti in different sutras</p> <p><b>Student's role:</b> Identify tantrayukti and prepare summary on justifying importance of tantrayukti in selected sutras</p> <p>7. Apadesha - Ca. Su. 13/13, Ca. Su. 18/44-46, Ca. Su. 26/41, Ca. Ni. 2/12-17</p>	LEARNING SUTRAS THROUGH TANTRA YUKTI	CO5	PO1,P O3, PO5	KH	4	Group teaching & learning, Kinesthetic learning.	Dr.RCG

			8. Samuchaya - Ca. Su. 13/23-25, Ca. Su.20/8, Ca. Su. 23/5-7, Ca. Su. 23/27-30, Ca.Ni. 3/7 9. Nidarshana - Ca. Su. 13/96-97, Ca. Su.17/75(1), Ca. Su. 14/5, Ca. Su. 19/5, Ca.Su. 30/5 10. Nirvachana - Ca. Su. 16/31-32, Ca. Su.16/34, Ca.Su. 17/95, Ca. Su. 21/9, Ca. Su.25/4, 11. Ca. Su. 29/4, Ca. Su. 30/5, Ca.Su. 30/12, Ca. Su. 30/24 12. Vidhana - Ca. Su. 15/11, Ga. Su. 15/16, Ca. Su. 16/27						
--	--	--	---	--	--	--	--	--	--

Name of the faculty	Number of Lecture	Number of Non-Lecture - Practical	Total
Dr.SavitaB Padashetti	-	2	10
Dr.Prabhakar B Hegade	1	1	
Dr. Praveen Bhirdi	1	1	
Dr. Chaitra	1	1	
Dr. Rohit C Gavali	1	1	

*Savita*  
HOD 26/09/24

*[Signature]*  
28/9/24  
Vice Principal/Academic In-charge

*[Signature]*  
Principal  
PRINCIPAL  
Shri B. M. Kankanawadi  
Ayurved Mahavidyalaya  
A Constituent Unit of KAHER  
Shahapur, BELAGAVI-03.