

TIME TABLE

BAMS II Prof. 2021 BATCH

With effect from 1/01/2024

Day / Time	9 – 10 am	10 – 11 am	11 – 12 noon	12 – 1 pm	1 – 2 pm	2 – 3 pm	3 – 4 pm	4 – 5 pm
Monday	LH/NLH (RSBK) Dr. PGJ	LH/NLH (SW) Dr. ASC	NLH (P) – Dr. SSK/SJ/ASC/RSH/MSK		L	LH/NLH (DG) Dr. AH/Dr. SJ	LH/NLH (RN) Dr. HS	NLH (P) (SAH) Dr. Chaitra
Tuesday	LH/NLH (SW) Dr. AMP	LH/NLH (SAH) Dr. PNB	NLH (P) – Dr. RRH/AL/ASC/GGG/HS AMC		U N C	LH/NLH (AT) Dr. SFP/Dr. SSK	LH/NLH (DG) Dr. AMC/Dr. DK	Sports class
Wednesday	LH/NLH (AT) Dr. RRH/Dr. MBG	LH/NLH (RN) Dr. MBK	NLH (P) – Dr. SPF/SJ/SSS/VBK/Roopa		H	LH/NLH (SW) Dr. SST	Library	LH/NLH (RSBK) Dr. VBK
Thursday	LH/NLH (DG) Dr. SJ	LH/NLH (RSBK) Dr. RSH/Dr. RVK	NLH (P) – Dr. MBG/DK/SST/RVK/MBK AH		B R E	LH/NLH (RN) Dr. MSK	PG class	Mentor meeting
Friday	LH/NLH (SAH) Dr. SBP/Dr. Chaitra	LH/NLH (AT) Dr. MPS	NLH (P) – Dr. MPS/SJ/AMP/PBT/Roopa		A K	LH/NLH (DG) Dr. AL	LH/NLH (RSBK) Dr. GGG/Dr. PBT	LH/NLH (SAH) Dr. PBH
Saturday	LH/NLH (RN) Dr. Roopa D	LH/NLH (SW) Dr. SSS	NLH (P) – Dr. HS /AL/Yoga instructor/RSBK AT (faculty rotation)					

Practical batch: A batch: 1 – 20; B batch: 21 – 40; C batch: 41 – 60; D batch: 61 – 80; E batch: 81 – 100 (10 days' rotation)

Coordinator 2021 Batch

(Cos. Veena B. Kupati)

Principal
8/12/2023

TIME TABLE


BAMS II Prof. 2021 BATCH

With effect from 1/06/2024

Day / Time	9 – 10 am	10 – 11 am	11 – 12 noon	12 – 1 pm	1 – 2 pm	2 – 3 pm	3 – 4 pm	4 – 5 pm
Monday	LH/NLH (RSBK) Dr. PGJ	LH/NLH (SW) Dr. ASC	NLH (P) – Dr. SSK/SJ/ASC/RSH/MSK		L U N C H B R E A K	LH/NLH (DG) Dr. AH/Dr. SJ	LH/NLH (RN) Dr. HS	NLH (P) (SAIL) Dr. SBP
Tuesday	LH/NLH (SW) Dr. AMP	LH/NLH (SAIL) Dr. PNB	NLH (P) – Dr. RRH/AL/ASC/GGG/HS AMC			LH/NLH (AT) Dr. SFP/Dr. SSK	LH/NLH (DG) Dr. AMC/Dr. DK	Sports class
Wednesday	LH/NLH (AT) Dr. RRH/Dr. MBG	LH/NLH (RN) Dr. MBK	NLH (P) – Dr. SPF/SJ/SSS/VBK/Roopa			LH/NLH (SW) Dr. SST	Library	LH/NLH (RSBK) Dr. VBK
Thursday	LH/NLH (DG) Dr. SJ	LH/NLH (RSBK) Dr. RSH/Dr. RVK	NLH (P) – Dr. MBG/DK/SST/RVK/MBK AH			LH/NLH (RN) Dr. MSK	Remedial class for Advanced and Slow Learner after 1 st IA	Mentor meeting
Friday	LH/NLH (SAIL) Dr. Chaitra	LH/NLH (AT) Dr. MPS	NLH (P) – Dr. MPS/SJ/AMP/PBT/Roopa			LH/NLH (DG) Dr. AL	LH/NLH (RSBK) Dr. GGG/Dr. PBT	LH/NLH (SAIL) Dr. PBH
Saturday	LH/NLH (RN) Dr. Roopa D	LH/NLH (SW) Dr. SSS	NLH (P) – Dr. AT /AL/Yoga instructor/RSBK/ HS					

Practical batch: A batch: 1 – 20; B batch: 21 – 40; C batch: 41 – 60; D batch: 61 – 80; E batch: 81 – 100 (10 days' rotation)


Coordinator 2021 Batch
(Dr. Veera P. K.)


Principal

KAHER Shri B.M.K Ayurveda Mahavidyalaya Shahapur, Belagavi
TIME TABLE

BAMS II Prof. 2021 BATCH

Revised Time table with effect from 1/08/2024

Day / Time	9 – 10 am	10 – 11 am	11 – 12 noon	12 – 1 pm	1 – 2 pm	2 – 3 pm	3 – 4 pm	4 – 5 pm
Monday	LH/NLH (RSBK) Dr. PGJ	LH/NLH (SW) Dr. SST	NLH (P) – Dr. SSK/SJ/Suma/RSI/MSK		L U N C H B R E A K	LH/NLH (DG) Dr. AH/Dr. SJ	LH/NLH (RN) Dr. HS	NLH (P) (SAH) Dr. SHP
Tuesday	LH/NLH (SW) Dr. AMP	LH/NLH (SAH) Dr. PNB/Dr. RCG	NLH (P) – Dr. RRIH/AL/SST/GGG/PGP AMC			LH/NLH (AT) Dr. SEP/Dr. SSK	LH/NLH (DG) Dr. AMC/Dr. DE	Sports class
Wednesday	LH/NLH (AT) Dr. RRIH/Dr. MBG	LH/NLH (RN) Dr. MBK/Dr. PGP	NLH (P) – Dr. SPF/SJ/SSS/VBK/Roopa			LH/NLH (SW) Dr. Sidhi/Suma	Library	LH/NLH (RSBK) Dr. VBK
Thursday	LH/NLH (DG) Dr. SJ	LH/NLH (RSBK) Dr. RSH/Dr. RVK	NLH (P) – Dr. MBG/DK/SIDHI/RVK/MBK AH			LH/NLH (RN) Dr. MSK	Remedial class for Advanced and Slow Learner after 1 st IA	Mentor meeting
Friday	LH/NLH (SAH) Dr. Chaitra	LH/NLH (AT) Dr. MPS	NLH (P) – Dr. MPS/SJ/ Dr. Sidhi/Suma /PBT/Roopa			LH/NLH (DG) Dr. AL	LH/NLH (RSBK), Dr. GGG/Dr. PBT	LH/NLH (SAH) Dr. PBH
Saturday	LH/NLH (RN) Dr. Roopa D	LH/NLH (SW) Dr. SSS	NLH (P) – Dr. AT /AL/AMP/RSBK/HS					

Practical batch: A batch: 1 – 20; B batch: 21 – 40; C batch: 41 – 60; D batch: 61 – 80; E batch: 81 – 100 (10 days' rotation)

[Signature]
Coordinator 2021 Batch
(Dr. Veera B. Kupati)

[Signature]
Principal

SHRLB.M. KANKANAWADI AYURVEDA MAHAVIDYALAYA
A Constituent Unit of KAHE & R (Deemed-to-be-University)
Re-Accredited 'A⁺' Grade by NAAC (3rd Cycle) III, Placed in Category 'A' by MHRD (GoI)
Shahapur, BELAGAVI-590003 KARNATAKA

DEPT OF ROGANIDANA

Date:1-01-2024

Unitized syllabus for II BAMS 2021 batch for the Month of JANUARY 2024

S.NO	DATE	DAY	TIME	TOPIC	FACULTY
T 50	1/1/2024	MONDAY	3-4 PM	Hypersensitivity	Dr.Keertan
T 51	3/1/2024	WEDNESDAY	10-11 AM	Define Chhardi, Describe hetu and samprapti of Chhardi, Enlist bheda of Chhardi, Describe purvaroopo, samanya lakshana, vishishta lakshana, upadrava and sadhya asadhyata of Chhardi	Dr.Manjula K
T 52	4/1/2024	THURSDAY	2-3 PM	Define Amlapitta, Describe hetu and samprapti of Amlapitta, Enlist bheda of Amlapitta, Describe purvaroopo, samanya lakshana, vishishta lakshana, and sadhya asadhyata of Amlapitta	Dr.Keertan M
T 53	6/1/2024	SATURDAY	9-10 AM	Define Shoola, Enlist Shoola bheda, Describe and differentiate Parinama shoola and Annadrava shoola.	Dr. Laxmi
T 54	8/1/2024	MONDAY	3-4 PM	Define Anaha, Enlist types of Anaha, Describe Adhmana and Atopa	Dr.Hemlata
T 55	10/1/2024	WEDNESDAY	10-11 AM	Describe pratyatma lakshana of Atisara, Describe hetu and samprapti of Atisara, Enlist bheda of Atisara, Describe purvaroopo of Atisara, Enlist and describe upadrava of Atisara	Dr.Manjula K
T 56	11/1/2024	THURSDAY	2-3 PM	Describe sadhya asadhyata of Atisara, Describe nivrutta Atisara lakshana or vigata Atisara lakshana, Describe samprapti of Pravahika, Enlist bheda of Pravahika, Describe samanya and vishishta lakshana of	Dr.Keertan M

				Pravahika, Differentiate between Atisara and Pravahika	
T 57	13/1/2024	SATURDAY	9-10 AM	Differentiate Doshaja Atisara, Explain Bhayaja atisara, Shokaja atisara and Raktaja atisara lakshana	Dr.Roopaa
NLH 13	17/1/2024	WEDNESDAY	10-11 AM	Shoola	Dr.Manjula K
T58	18/1/2024	THURSDAY	2-3 PM	Define Visuchika, Describe lakshana, upadrava, and sadhyasadhyata of Visuchika Alasaka and Vilambika	Dr.laxmi
NLH 14	20/1/2024	SATURDAY	9-10 AM	Common GIT diseases	Dr.Roopaa
NLH 15	22/1/2024	MONDAY	3-4 PM	Atisara, and Pravahika	Dr.Hemlata
T 59	24/1/2024	WEDNESDAY	10-11 AM	Describe hetu and samprapti of Grahani, Enlist bheda of Grahani, Describe purvaroopta, and samanya lakshana of Grahani, Explain Sangraha grahani and Ghati yantra grahani	Dr.Manjula K
T 60	25/1/2024	THURSDAY	2-3 PM	Describe the clinical features of Ulcerative dyspepsia and Nonulcerative dyspepsia, Irritable Bowel Syndrome, and Inflammatory Bowel Diseases, Perform relevant clinical examination of Ulcerative dyspepsia and Non-ulcerative dyspepsia, Irritable Bowel Syndrome, and Inflammatory Bowel Diseases, Order and interpret relevant investigations of Ulcerative dyspepsia and Non-ulcerative dyspepsia, Irritable Bowel Syndrome, and Inflammatory Bowel Diseases	Dr.Kceertan M
NLH 16	27/1/2024	SATURDAY	9-10 AM	Common GIT diseases	Dr.Roopaa
NLH 17	29/1/2024	MONDAY	3-4 PM	Grahani	Dr.laxmi
T 62	31/1/2024	WEDNESDAY	10-11 AM	Explain sadhya asadhyata of Grahani, Differentiate Atisara and Grahani Roga, Differentiate Grahani dosha and Grahani roga, Differentiate Doshaja Grahani	Dr.Manjula K

Practical	DATE	DAY	TIME	TOPIC	FACULTY
BATCH C					
P 76	1/1/2024	MONDAY	11-1.00	Musculoskeletal Examination 1. Joints examination (upper limb) 2. Inspection –Swelling, skin changes, Deformity 3. Palpation – Swelling, tenderness 4. Range of movement –Active/Passive 5. Special Tests	Dr.Keertan M
P 77	2/1/2024	TUESDAY	11-1.00	Musculoskeletal Examination (Lower limb) 1. Joints examination (Lower limb) 2. Inspection –Swelling, skin changes, Deformity 3. Palpation – Swelling, tenderness 4. Range of movement –Active/Passive 5. Special Tests	Dr.Hemlata
P 78	3/1/2024	WEDNESDAY	11-1.00	Musculoskeletal Examination (Spine Examination.) 1. Inspection –Swelling, skin changes, Deformity 2. Palpation – Swelling, tenderness 3. Range of movement –Active/Passive 4. Special Tests	Dr.Roopaa
P 79	4/1/2024	THURSDAY	11-1.00	MSK Case Taking	Dr.Manjula K
P 80	5/1/2024	FRIDAY	11-1.00	MSK Case Taking	Dr.laxmi
BATCH B					
P 81	6/1/2024	SATURDAY	11-1.00	Main / Chief Complaints Associated complaints	Dr.Hemlata
P 82	8/1/2024	MONDAY	11-1.00	H/O Present illness Past Surgical /Medical, History, Gyn & OBG history & Family History	Dr.Keertan M
P 83	9/1/2024	TUESDAY	11-1.00	General Examination 1. Pre requisites 2. General appearance	Dr.Hemlata

				3. Vital signs 4. Body built & Nutritional status Pallor ,Icterus , cyanosis, lymphadenopathy and oedema	
P 84	10/1/2024	WEDNESDAY	11-1.00	Musculoskeletal Examination 1 Joints examination (upper limb) 2 Inspection –Swelling, skin changes ,Deformity 3 Palpation – Swelling , tenderness 4 Range of movement –Active/Passive 5 Special Tests	Dr.Roopaa
P 85	11/1/2024	THURSDAY	11-1.00	Musculoskeletal Examination 1 Joints examination (Lower limb) 2 Inspection –Swelling, skin changes ,Deformity 3 Palpation – Swelling , tenderness 4 Range of movement –Active/Passive 5 Special Tests	Dr.Manjula K
P 86	12/1/2024	FRIDAY	11-1.00	Musculoskeletal Examination (Spine Examination.) 1 Inspection –Swelling, skin changes ,Deformity 2 Palpation – Swelling, tenderness 3 Range of movement –Active/Passive 4 Special Tests	Dr.Roopaa
P 87	13/1/2024	SATURDAY	11-1.00	MSK Case Taking	Dr.Hemlata
BATCH A					
P 88	16/1/2024	TUESDAY	11-1.00	Main / Chief Complaints Associated complaints	Dr.Hemlata
P 89	17/1/2024	WEDNESDAY	11-1.00	H/O Present illness Past Surgical /Medical, History, Gyn & OBG history & Family History	Dr.Roopaa
P 90	18/1/2024	THURSDAY	11-1.00	General Examination 1. Pre requisites 2. General appearance 3. Vital signs 4. Body built & Nutritional status	Dr.Manjula K

P 91	19/1/2024	FRIDAY	11-1.00	Musculoskeletal Examination 1 Joints examination (upper limb) 2 Inspection –Swelling, skin changes ,Deformity 3 Palpation – Swelling , tenderness 4 Range of movement –Active/Passive 5. Special Tests	Dr.Roopa
P 92	20/1/2024	SATURDAY	11-1.00	Musculoskeletal Examination 1 Joints examination (Lower limb) 2 Inspection –Swelling, skin changes ,Deformity 3 Palpation – Swelling , tenderness 4 Range of movement –Active/Passive 5. Special Tests	Dr.Hemlata
P 93	22/1/2024	MONDAY	11-1.00	Musculoskeletal Examination (Spine Examination.) 1 Inspection –Swelling, skin changes ,Deformity 2 Palpation – Swelling, tenderness 3 Range of movement –Active/Passive 4 Special Tests	Dr.laxmi
P 94	23/1/2024	TUESDAY	11-1.00	MSK Case Taking	Dr.Hemlata
P 95	24/1/2024	WEDNESDAY	11-1.00	MSK Case Taking	Dr.Roopa
P 96	25/1/2024	THURSDAY	11-1.00	MSK Case Taking	Dr.Manjula K
BATCH E					
P 98	27/1/2024	SATURDAY	11-1.00	Main / Chief Complaints Associated complaints	Dr.Hemlata
P 99	29/1/2024	MONDAY	11-1.00	H/O Present illness Past Surgical /Medical, History, Gyn & OBG history & Family History	Dr.Keertan M
P 100	30/1/2024	TUESDAY	11-1.00	General Examination 1. Pre requisites 2. General appearance 3. Vital signs 4. Body built & Nutritional status	Dr.Hemlata

P101	31/1/2024	WEDNESDAY	11-1.00	Musculoskeletal Examination 1 Joints examination (upper limb) 2 Inspection – Swelling, skin changes, Deformity 3 Palpation – Swelling, tenderness 4 Range of movement –Active/Passive 5 Special Tests					Dr.Roopa
-------------	-----------	------------------	---------	---	--	--	--	--	----------

NON LECTURE HOUR

SL.NO	DATE	DAY	TIME	TOPIC	TL Method	Alignment with		Millers pyramid D/SH/K H/K	Blooms level	FACULTY
						CO	PO			
NLH 13	17/1/2024	WEDNESDAY	10-11 AM	Shoola						Dr.Manjula K
NLH 14	20/1/2024	SATURDAY	9-10 AM	Common GIT diseases						Dr.Roopa
NLH 15	22/1/2024	MONDAY	3-4 PM	Atisara, and Pravahika						Dr.Hemlata
NLH 16	27/1/2024	SATURDAY	9-10 AM	Common GIT diseases						Dr.Roopa
NLH 17	29/1/2024	MONDAY	3-4 PM	Grahani						Dr.Hemlata

Name of the Faculty	Number of classes			
	Theory	Practical	Non lecture Hour	Flipped Class Room
Dr. Manjula K	04	04	01	-
Dr. Keertan M S	05	04	00	-
Dr. Roopa D	02	08	02	-
Dr. Hemlata S	01	09	02	-
Total	12	25	05	-

Head of the Department
Department of Roganidana
KAHER

Shri B.M. Kankanawadi Ayurveda Mahavidyalaya
Shahapur, Belagavi.

HOD ROGA-NIDANA


UG DEAN





PRINCIPAL
PRINCIPAL

Shri B. M. Kankanawadi
Ayurved Mahavidyalaya
A Constituent Unit of KAHER
Shahapur, BELAGAVI-03.

SHRI.B.M. KANKANAWADI AYURVEDA MAHAVIDYALAYA
A Constituent Unit of KAHE & R (Deemed-to-be-University)
Re-Accredited 'A+' Grade by NAAC (3rd Cycle) III, Placed in Category 'A' by MHRD (GoI)
Shahapur, BELAGAVI-590003 KARNATAKA

DEPT OF ROGANIDANA

Date: 1-02-2024

Unitized syllabus for II BAMS 2021 batch for the Month of FEBRUARY 2024

S.NO	DATE	DAY	TIME	TOPIC	FACULTY
T 63	1/2/2024	THURSDAY	2-3 PM	Define Chhardi, Describe hetu and samprapti of Chhardi, Enlist bheda of Chhardi, Describe purvaroopo, samanya lakshana, vishishta lakshana, upadrava and sadhya asadhyata of Chhardi	Dr.Keertan M
T 64	5/2/2024	MONDAY	3-4 PM	Define Amlapitta, Describe hetu and samprapti of Amlapitta, Enlist bheda of Amlapitta, Describe purvaroopo, samanya lakshana, vishishta lakshana, and sadhya asadhyata of Amlapitta	Dr.laxmi
T 65	7/2/2024	WEDNESDAY	10-11 AM	Describe hetu and samprapti of Grahani, Enlist bheda of Grahani, Describe purvaroopo, and samanya lakshana of Grahani, Explain Sangraha grahani and Ghati yantra grahani	Dr.Manjula K
T 66	8/2/2024	THURSDAY	2-3 PM	3rd Periodic Test	Dr.Keertan M
T 67	10/2/2024	SATURDAY	9-10 AM	Explain pratyatma lakshana of Mutrakrichhra, Describe hetu and samprapti of Mutrakrichhra	Dr.Roopo
T 68	12/2/2024	MONDAY	3-4 PM	Enlist bheda of Mutrakrichhra, Describe vishishta lakshana of Mutrakrichhra	Dr.Hemlata
NLH 18	14/2/2024	WEDNESDAY	10-11 AM	Mutrakrichhra	Dr.Manjula K
T 69	15/2/2024	THURSDAY	2-3 PM	Define Mutraghata, Enlist conditions of Mutra shoshana and Mutra prathanyate among different types of Mutraghata	Dr.Keertan M

T 70	17/2/2024	SATURDAY	9-10 AM	Describe different types of Mutraghata	Dr.Roopa
T 71	19/2/2024	MONDAY	3-4 PM	Differentiate Mutrakrichra and Mutra ghata	Dr.Hemlata
NLH 19	21/2/2024	WEDNESDAY	10-11 AM	Mutraghata	Dr.Manjula K
T 72	22/2/2024	THURSDAY	2-3 PM	Describe the clinical features , clinical examination, relevant investigations of Urinary Tract Infection, Prostatomegaly, Nephrotic syndrome, Nephritic syndrome, Acute Kidney Injury and Chronic Kidney Disease	Dr.Keertan M
NLH 20	24/2/2024	SATURDAY	9-10 AM	Describe the clinical features of Urinary Tract Infection, Prostatomegaly, Nephrotic syndrome,	Dr.laxmi
NLH 21	26/2/2024	MONDAY	3-4 PM	Describe the clinical features of Nephritic syndrome, Acute Kidney Injury and Chronic Kidney Disease	Dr.Hemlata
NLH 22	28/2/2024	WEDNESDAY	10-11 AM	Perform relevant clinical examination of Urinary Tract Infection, Prostatomegaly, Nephrotic syndrome, Nephritic syndrome, Acute Kidney Injury and Chronic Kidney Disease	Dr.laxmi
NLH 23	29/2/2024	THURSDAY	2-3 PM	Order and interpret relevant investigations of Urinary Tract Infection, Prostatomegaly, Nephrotic syndrome, Nephritic syndrome, Acute Kidney Injury and Chronic Kidney Disease	Dr.Keertan M

Practical	DATE	DAY	TIME	TOPIC	FACULTY
BATCH E					
P 102	1/2/2024	THURSDAY	11-1.00	Musculoskeletal Examination 1 Joints examination (Lower limb) 2 Inspection –Swelling, skin changes ,Deformity 3 Palpation – Swelling , tenderness 4 Range of movement –Active/Passive	Dr.Manjula K
P 103	2/2/2024	FRIDAY	11-1.00	Musculoskeletal Examination (Spine Examination.) 1 Inspection –Swelling, skin changes ,Deformity 2 Palpation – Swelling, tenderness 3 Range of movement –Active/Passive 4 Special Tests	Dr.Roopa
P 105	5/2/2024	MONDAY	11-1.00	MSK Case Taking	Dr.Keertan M
BATCH D					
P 106	6/2/2024	TUESDAY	11-1.00	MSK Case Taking	Dr.laxmi
P 107	7/2/2024	WEDNESDAY	11-1.00	MSK Case Taking	Dr.Roopa
P 108	8/2/2024	THURSDAY	11-1.00	MSK Case Taking	Dr.Manjula K
P 109	9/2/2024	FRIDAY	11-1.00	Gastro Intestinal System Pre requisites to Examination of Gastro Intestinal Tract Examination of oral cavity <ul style="list-style-type: none"> ▪ Buccal mucosa ▪ Teeth ▪ Gums ▪ Tongue Examination of the Abdomen : Inspection Quadrants Shape of abdomen Shape of Umbilicus Distention	Dr.Roopa

				Discoloration, Visible Mass Visible Veins Scar/Wound/Surgery Marks	
P 110	10/2/2024	SATURDAY	11-1.00	Examination of the Abdomen: Palpation 1. Superficial palpation Soft/Firm Tenderness Temperature Guarding/ rigidity Abdominal reflex 2. Deep palpation - Liver, Kidney, Spleen	Dr.Hemlata
P 111	12/2/2024	MONDAY	11-1.00	Examination of the Abdomen: Palpation Gall Bladder and Urinary Bladder Organomegally Bimanual Method - Spleen Ballottement Method Dipping Method	Dr.laxmi
P 112	13/2/2024	TUESDAY	11-1.00	Examination of the Abdomen: Percussion Percussion on chest and abdomen Percussion in ascites	Dr.Hemlata
P 113	14/2/2024	WEDNESDAY	11-1.00	Examination of the Abdomen: Auscultation Peristaltic sounds Basic Examinations in Hernia and Rectal diseases	Dr.Roopa
P 114	15/2/2024	THURSDAY	11-1.00	GIT Case taking	Dr.Manjula K
BATCH C					
P 115	16/2/2024	FRIDAY	11-1.00	Musculoskeletal Examination 1. Joints examination (upper limb) 2. Inspection -Swelling, skin changes ,Deformity 3 Palpation - Swelling , tenderness 4 Range of movement -Active/Passive 1. Special Tests	Dr.Roopa
P 116	17/2/2024	SATURDAY	11-1.00	Musculoskeletal Examination 1. Joints examination (Lower limb) 2. Inspection -Swelling, skin changes ,Deformity	Dr.Hemlata

				3 Palpation – Swelling , tenderness 4 Range of movement –Active/Passive 5 Special Tests	
P 117	19/2/2024	MONDAY	11-1.00	Musculoskeletal Examination (Spine Examination.) 1. Inspection –Swelling, skin changes ,Deformity 2. Palpation – Swelling, tenderness 3. Range of movement –Active/Passive 4. Special Tests	Dr.Keertan M
P 118	20/2/2024	TUESDAY	11-1.00	MSK Case Taking	Dr.Hemlata
P 119	21/2/2024	WEDNESDAY	11-1.00	MSK Case Taking	Dr.laxmi
P 120	22/2/2024	THURSDAY	11-1.00	MSK Case Taking	Dr.Manjula K
P 121	23/2/2024	FRIDAY	11-1.00	Gastro Intestinal System Pre requisites to Examination of Gastro Intestinal Tract Examination of oral cavity <ul style="list-style-type: none"> ▪ Buccal mucosa ▪ Teeth ▪ Gums ▪ Tongue Examination of the Abdomen : Inspection Quadrants Shape of abdomen Shape of Umbilicus Distention Discoloration, Visible Mass Visible Veins Scar/Wound/Surgery Marks	Dr.Roopa
P 122	24/2/2024	SATURDAY	11-1.00	Examination of the Abdomen: Palpation 3. Superficial palpation Soft/Firm Tenderness Temperature Guarding/ rigidity Abdominal reflex 4. Deep palpation - Liver, Kidney, Spleen	Dr.Hemlata

BATCH B					
P 123	26/2/2024	MONDAY	11-1.00	MSK Case Taking	Dr.Keertan M
P 124	27/2/2024	TUESDAY	11-1.00	MSK Case Taking	Dr.Hemlata
P 125	28/2/2024	WEDNESDAY	11-1.00	Gastro Intestinal System Pre requisites to Examination of Gastro Intestinal Tract Examination of oral cavity <ul style="list-style-type: none"> ▪ Buccal mucosa ▪ Teeth ▪ Gums ▪ Tongue Examination of the Abdomen : Inspection Quadrants Shape of abdomen Shape of Umbilicus Distention Discoloration, Visible Mass Visible Veins Scar/Wound/Surgery Marks	Dr.Roopaa
P 126	29/2/2024	THURSDAY	11-1.00	Examination of the Abdomen: Palpation 5. Superficial palpation Soft/Firm Tenderness Temperature Guarding/ rigidity Abdominal reflex 6. Deep palpation - Liver, Kidney, Spleen	Dr.Manjula K


NON LECTURE HOUR

SL.NO	DATE	DAY	TIME	TOPIC	FACULTY
NLH 18	14/2/2024	WEDNESDAY	10-11 AM	Mutrakriehhra	Dr.Manjula K

NON LECTURE HOUR

SL.NO	DATE	DAY	TIME	TOPIC	TL Method	Alignment with		Millers pyramid D/SH/KH/K	Blooms level	FACULTY
						CO	PO			
NLH 18	14/2/2024	WEDNESDAY	10-11 AM	Mutrakrichhra						Dr.Manjula K
NLH 19	21/2/2024	WEDNESDAY	10-11 AM	Mutraghata						Dr.Manjula K
NLH 20	24/2/2024	SATURDAY	9-10 AM	Describe the clinical features of Urinary Tract Infection, Prostatomegaly, Nephrotic syndrome,						Dr.Roopaa
NLH 21	26/2/2024	MONDAY	3-4 PM	Describe the clinical features of Nephritic syndrome, Acute Kidney Injury and Chronic Kidney Disease						Dr.Hemlata
NLH 22	28/2/2024	WEDNESDAY	10-11 AM	Perform relevant clinical examination of Urinary Tract Infection, Prostatomegaly, Nephrotic syndrome, Nephritic syndrome, Acute Kidney Injury and Chronic Kidney Disease						Dr.Manjula K
NLH 23	29/2/2024	THURSDAY	2-3 PM	Order and interpret relevant investigations of Urinary Tract Infection, Prostatomegaly, Nephrotic syndrome, Nephritic syndrome, Acute Kidney Injury and Chronic Kidney Disease						Dr.Keertan M

Name of the Faculty	Number of classes			
	Theoy	Practical	Non lecture Hour	Flipped Class Room
Dr. Manjula K	01	05	03	-
Dr. Keertan M S	04	04	01	-
Dr. Roopa D	02	08	01	-
Dr. Hemlata S	03	07	01	-
Total	10	24	06	-


Head of the Department
Department of Roganidana
KAHER
 Shri B.M. Kankanwadi Ayurveda Mahavidyalaya
 Shahapur, Belagavi.
HOD ROGA-NIDANA


UG DEAN




PRINCIPAL
PRINCIPAL
 Shri B. M. Kankanawadi
 Ayurved Mahavidyalaya
 A Constituent Unit of KAHER
 Shahapur, BELAGAVI-03.

SHRI.B.M. KANKANAWADI AYURVEDA MAHAVIDYALAYA
A Constituent Unit of KAHE & R (Deemed-to-be-University)
Re-Accredited 'A' Grade by NAAC (3rd Cycle) III, Placed in Category 'A' by MHRD (GoI)
Shahapur, BELAGAVI-590003 KARNATAKA

DEPT OF ROGANIDANA

Date: 1-03-2024

Unitized syllabus for II BAMS 2021 batch for the Month of MARCH 2024

S.NO	DATE	DAY	TIME	TOPIC	FACULTY
NLH 24	2/3/2024	SATURDAY	9-10 AM	Perform relevant clinical examination of Urinary Tract Infection, Prostatomegaly, Nephrotic syndrome, Nephritic syndrome, Acute Kidney Injury and Chronic Kidney Disease	Dr.Roopa
NLH 25	4/3/2024	MONDAY	3-4 PM	Order and interpret relevant investigations of Urinary Tract Infection, Prostatomegaly, Nephrotic syndrome, Nephritic syndrome, Acute Kidney Injury and Chronic Kidney Disease	Dr.Hemlata
6/3/2024 TO 20/3/2024 Ist INTERNAL EXAM					
T 73	21/3/2024	THURSDAY	2-3 PM	Describe pratyatna lakshana, hetu, and samprapti of Hikka, Describe cardinal features of Pancha Hikka	Dr.Keertan M
T 74	23/3/2024	SATURDAY	9-10 AM	Define Shwasa, Describe hetu and samanya samprapti of Shwasa, Enlist bheda of Shwasa, Describe purvaroopo, and sadhya asadhyata of Shwasa	Dr.laxmi
T 75	27/3/2024	WEDNESDAY	10-11 AM	Describe vishishta lakshana of Tamaka shwasa with its avastha bheda, Describe dosha predominance in Shwasa, Identify cardinal features of Pancha shwasa and correlate with the current science, Differentiate Pancha shwasa	Dr.Manjula K
NLH 26	28/3/2024	THURSDAY	2-3 PM	Differentiate Pancha shwasa	Dr.Keertan M
T 76	30/3/2024	SATURDAY	9-10 AM	Define Kasa, Describe hetu and samprapti of Kasa, Enlist bheda of Kasa, Describe purvaroopo and sadhya asadhyata of Kasa	Dr.Roopa

Practical	DATE	DAY	TIME	TOPIC	FACULTY
-----------	------	-----	------	-------	---------

BATCH B

P 127	1/3/2024	FRIDAY	11-1.00	Examination of the Abdomen: Palpation Gall Bladder and Urinary Bladder Organomegally Bimanual Method - Spleen Ballotement Method Dipping Method	Dr.Roopa
P 128	2/3/2024	SATURDAY	11-1.00	Examination of the Abdomen: Percussion Percussion on chest and abdomen Percussion in ascites	Dr.laxmi
P 129	4/3/2024	MONDAY	11-1.00	Examination of the Abdomen: Auscultation Peristaltic sounds Basic Examinations in Hernia and Rectal diseases	Dr.Kcertan M
P 130	5/3/2024	TUESDAY	11-1.00	GIT Case taking	Dr.Hemlata

BATCH A

P 131	21/3/2024	THURSDAY	11-1.00	Gastro Intestinal System Pre requisites to Examination of Gastro Intestinal Tract Examination of oral cavity <ul style="list-style-type: none"> ▪ Buccal mucosa ▪ Teeth ▪ Gums ▪ Tongue Examination of the Abdomen : Inspection Quadrants Shape of abdomen Shape of Umbilicus Distention Discoloration, Visible Mass Visible Veins Scar/Wound/Surgery Marks	Dr.Manjula K
P 132	22/3/2024	FRIDAY	11-1.00	Examination of the Abdomen: Palpation 2. Superficial palpation Soft/Firm Tenderness Temperature Guarding/ rigidity Abdominal reflex	Dr.Roopa


				2. Deep palpation - Liver, Kidney, Spleen	
P 133	23/3/2024	SATURDAY	11-1.00	Examination of the Abdomen: Palpation Gall Bladder and Urinary Bladder Organomegally Bimanual Method - Spleen Ballottement Method Dipping Method	Dr.laxmi
P 134	26/3/2024	TUESDAY	11-1.00	Examination of the Abdomen: Percussion Percussion on chest and abdomen Percussion in ascites	Dr.Hemlata
P 135	27/3/2024	WEDNESDAY	11-1.00	Examination of the Abdomen: Auscultation Peristaltic sounds Basic Examinations in Hernia and Rectal diseases	Dr.laxmi
P 136	28/3/2024	THURSDAY	11-1.00	GIT Case taking	Dr.Manjula K
P 137	30/3/2024	SATURDAY	11-1.00	GIT Case taking	Dr.Hemlata

NON LECTURE HOUR

SL.NO	DATE	DAY	TIME	TOPIC	FACULTY
NLH 24	2/3/2024	SATURDAY	9-10 AM	Perform relevant clinical examination of Urinary Tract Infection, Prostatomegaly, Nephrotic syndrome, Nephritic syndrome, Acute Kidney Injury and Chronic Kidney Disease	Dr.Roopu
NLH 25	4/3/2024	MONDAY	3-4 PM	Order and interpret relevant investigations of Urinary Tract Infection, Prostatomegaly, Nephrotic syndrome, Nephritic syndrome, Acute Kidney Injury and Chronic Kidney Disease	Dr.Hemlata
NLH 26	28/3/2024	THURSDAY	2-3 PM	Differentiate Pancha shwasa	Dr.Keertan M

NLH 25	4/3/2024	MONDAY	3-4 PM	Order and interpret relevant investigations of Urinary Tract Infection, Prostatomegaly, Nephrotic syndrome, Nephritic syndrome, Acute Kidney Injury and Chronic Kidney Disease						Dr.Hemlata
NLH 26	28/3/2024	THURSDAY	2-3 PM	Differentiate Pancha shwasa						Dr.Keertan M

Name of the Faculty	Number of classes			
	Theoy	Practical	Non lecture Hour	Flipped Class Room
Dr. Manjula K	01	02	-	-
Dr. Keertan M S	01	01	01	-
Dr. Roopa D	02	03	01	-
Dr. Hemlata S	-	05	01	-
Total	04	11	03	-


 Head of the Department
 Department of Roganidana
 KAHER
 Shri B.M. Kankanawadi Ayurveda Mahavidyalaya
 Shahapur, Belagavi.
 HOD ROGA-NIDANA


 UG DEAN




 PRINCIPAL
 PRINCIPAL
 Shri B. M. Kankanawadi
 Ayurved Mahavidyalaya
 A Constituent Unit of KAHER
 Shahapur, BELAGAVI-03.

SHRI.B.M. KANKANAWADI AYURVEDA MAHAVIDYALAYA
A Constituent Unit of KAHE & R (Deemed-to-be-University)
Re-Accredited 'A' Grade by NAAC (3rd Cycle) III, Placed in Category 'A' by MHRD (GoI)
Shahapur, BELAGAVI-590003 KARNATAKA

DEPT OF ROGANIDANA

Date:1-04-2024

Unitized syllabus for II BAMS 2021 batch for the Month of APRIL 2024

S.NO	DATE	DAY	TIME	TOPIC	FACULTY
T 77	1/4/2024	MONDAY	3-4 PM	Describe the clinical features of Pneumonia, Chronic Obstructive Pulmonary Disease, Pleural effusion, and Bronchiectasis	Dr.Hemlata
T 78	4/4/2024	THURSDAY	2-3 PM	Describe the clinical features of anaemia, nutritional anaemia, thalassemia, sickle cell anaemia, leukaemia, and thrombocytopenia	Dr.Keertan M
T 79	6/4/2024	SATURDAY	9-10 AM	Describe the differential diagnosis of Kasa based on kapha lakshana, Kshayaja kasa and differential diagnosis of Kshayaja kasa and Rajayakshma, Describe the differential diagnosis of Kshataja kasa and kshata ksheena, Differentiate Doshaja kasa	Dr.Roopaa
NLH 27	8/4/2024	MONDAY	3-4 PM	Perform relevant clinical examination of Pneumonia, Chronic Obstructive Pulmonary Disease, Pleural effusion, and Bronchiectasis	Dr.Hemlata
T 80	10/4/2024	WEDNESDAY	10-11 AM	Describe pratyatma lakshana of Pandu, Describe hetu and samprapti of Pandu Enlist bheda of Pandu, Describe purvaroopaa of Pandu	Dr.Manjula K
T 81	13/4/2024	SATURDAY	9-10 AM	Describe Rajayakshma vyadhi swabhava, Describe hetu and samprapti of Rajayakshma	Dr.Roopaa
NLH 28	15/4/2024	MONDAY	3-4 PM	Order and interpret relevant investigations of Pneumonia, Chronic Obstructive Pulmonary Disease, Pleural effusion, and Bronchiectasis	Dr.Hemlata
	17/4/2021	WEDNESDAY		GUEST LECTURE – Topic-“Pathophysiology of Neurology in Ayurveda” & “ Scope of Clinical Neurology in Ayurveda”	
NLH 29	18/4/2024	THURSDAY	2-3 PM	Order and interpret relevant investigations of anaemia, nutritional anaemia, thalassemia, sickle cell anaemia, leukaemia, and thrombocytopenia	Dr.Keertan M

T 82	20/4/2024	SATURDAY	9-10 AM	Enlist bheda of Rajayakshma, Explain tri roopa, shad roopa, ekadasha roopa, and sadhyasadyata of Rajayakshma	Dr.Roopa
NLH 30	22/4/2024	MONDAY	3-4 PM	Order and interpret relevant investigations of Pneumonia, Chronic Obstructive Pulmonary Disease, Pleural effusion, and Bronchiectasis	Dr.Hemlata
T 83	24/4/2024	WEDNESDAY	10-11 AM	Explain Pancha pandu, Differentiate Doshaja pandu	Dr.Manjula K
NLH 31	25/4/2024	THURSDAY	2-3 PM	Order and interpret relevant investigations of anaemia, nutritional anaemia, thalassemia, sickle cell anaemia, leukaemia, and thrombocytopenia	Dr.Keertan M
T 84	27/4/2024	SATURDAY	9-10 AM	Classify and describe Ashta shosha	Dr.Roopa D
NLH 32	29/4/2024	MONDAY	3-4 PM	Order and interpret relevant investigations of Pneumonia, Chronic Obstructive Pulmonary Disease, Pleural effusion, and Bronchiectasis	Dr.Hemlata

Practical	DATE	DAY	TIME	TOPIC	FACULTY
BATCH E					
P 138	1/4/2024	MONDAY	11-1.00	Gastro Intestinal System Pre requisites to Examination of Gastro Intestinal Tract Examination of oral cavity <ul style="list-style-type: none"> ▪ Buccal mucosa ▪ Teeth ▪ Gums ▪ Tongue Examination of the Abdomen : Inspection Quadrants Shape of abdomen Shape of Umbilicus Distention Discoloration, Visible Mass Visible Veins Scar/Wound/Surgery Marks	Dr.Keertan M
P 139	2/4/2024	TUESDAY	11-1.00	Examination of the Abdomen: Palpation 1. Superficial palpation Soft/Firm Tenderness	Dr.Hemlata

				Temperature Guarding/ rigidity Abdominal reflex 2. Deep palpation - Liver, Kidney, Spleen	
P 140	4/4/2024	THURSDAY	11-1.00	Examination of the Abdomen: Palpation Gall Bladder and Urinary Bladder Organomegally Bimanual Method - Spleen Ballotement Method Dipping Method	Dr.Manjula K
P 141	5/4/2024	FRIDAY	11-1.00	Examination of the Abdomen: Percussion Percussion on chest and abdomen Percussion in ascites	Dr.Roopa
P 142	6/4/2024	SATURDAY	11-1.00	Examination of the Abdomen: Auscultation Peristaltic sounds Basic Examinations in Hernia and Rectal diseases	Dr.Hemlata
P 143	8/4/2024	MONDAY	11-1.00	GIT Case taking	Dr.Keertan M
P 144	10/4/2024	WEDNESDAY	11-1.00	GIT Case taking	Dr.Roopa
BATCH D					
P 145	12/4/2024	FRIDAY	11-1.00	GIT Case taking	Dr.Roopa
P 146	13/4/2024	SATURDAY	11-1.00	GIT Case taking	Dr.Hemlata
P 147	15/4/2024	MONDAY	11-1.00	Introduction and Prerequisites to Examination of Respiratory System common presenting symptoms.	Dr.Keertan M
P 148	16/4/2024	TUESDAY	11-1.00	Breathlessness Scale - Inspection - Prerequisites and positions, Shape, Symmetry, breathing patterns, Respiratory Rate, rhythm, visible Scars, Visible veins, Normal chest, Abnormal shapes of chest, accessory muscles)	Dr.Hemlata
P 149	18/4/2024	THURSDAY	11-1.00	Breathlessness Scale - Inspection - Prerequisites and positions, Shape, Symmetry, breathing patterns, Respiratory Rate, rhythm, visible Scars, Visible veins,	Dr.Manjula K

				Normal chest, Abnormal shapes of chest, accessory muscles)	
P 150	19/4/2024	FRIDAY	11-1.00	Palpation in Respiratory Disorders	Dr.Roopa
P 151	20/4/2024	SATURDAY	11-1.00	Percussion in Respiratory Disorders	Dr.Hemlata
BATCH C					
P 152	22/4/2024	MONDAY	11-1.00	Examination of the Abdomen: Palpation Gall Bladder and Urinary Bladder Organomegally Bimanual Method - Spleen Ballotement Method Dipping Method	Dr.Keertan M
P 153	23/4/2024	TUESDAY	11-1.00	Examination of the Abdomen: Percussion Percussion on chest and abdomen Percussion in ascites	Dr.Hemlata
P 154	24/4/2024	WEDNESDAY	11-1.00	Examination of the Abdomen: Auscultation Peristaltic sounds Basic Examinations in Hernia and Rectal diseases	Dr.Roopa
P 155	25/4/2024	THURSDAY	11-1.00	GIT Case taking	Dr.Manjula K
P 156	26/4/2024	FRIDAY	11-1.00	GIT Case taking	Dr.Roopa
P 160	27/4/2024	SATURDAY	11-1.00	Introduction and Prerequisites to Examination of Respiratory System common presenting symptoms.	Dr.Hemlata
P 162	29/4/2024	MONDAY	11-1.00	Breathlessness Scale – Inspection - Prerequisites and positions, Shape, Symmetry, breathing patterns, Respiratory Rate, rhythm, visible Scars, Visible veins, Normal chest, Abnormal shapes of chest, accessory muscles)	Dr.Keertan M
P 163	30/4/2024	TUESDAY	11-1.00	Breathlessness Scale – Inspection - Prerequisites and positions, Shape, Symmetry, breathing patterns, Respiratory Rate, rhythm, visible Scars, Visible veins, Normal chest, Abnormal shapes of chest, accessory muscles)	Dr.Hemlata

Name of the Faculty	Number of classes			
	Theory	Practical	Non lecture Hour	Flipped Class Room
Dr. Manjula K	03	03	-	-
Dr. Keertan M S	01	05	02	-
Dr. Roopa D	04	06	-	-
Dr. Hemlata S	01	08	04	-
Total	09	22	06	-


Head of the Department
 Department of Roganidana
KAHER
 Shri B.M. Kankanwadi Ayurveda Mahavidyalaya
 Shahapur, Belagavi.
HOD ROGA-NIDANA



UG DEAN





PRINCIPAL

PRINCIPAL

Shri B. M. Kankanwadi
 Ayurved Mahavidyalaya
 A Constituent Unit of KAHER
 Shahapur, BELAGAVI-03.

ENVIRONMENTAL STUDIES SCHEDULE

Sl. No	Date	Topic	Department	Faculty
1.	1/5/2024	Introduction to environmental science	RSBK	Dr.RSH
2.	1/5/2024	Multidisciplinary nature of environment studies: Definition, scope and importance, Need for public awareness	RSBK	Dr. PGJ
3.	1/5/2024	Natural Resources: Renewable & non-renewable resources: Natural resources and associated problems Forest resources: Use and over-exploitation, deforestation, case studies.	RSBK	Dr.RVK
4.	1/5/2024	Timber extraction, mining, dams and their effects on forest and tribal people	RSBK	Dr.GGG
5.	1/5/2024	Water resources: use and over-utilization of surface and ground water, floods, drought,	RSBK	Dr. VBK
6.	1/5/2024	Conflicts over water, dams-benefits and problems	RSBK	Dr. PBT
7.	1/5/2024	Mineral resources: Use and exploitation, environmental effects of extracting and using mineral resources, case studies	Dravyaguna	Dr. Arun C
8.	2/5/2024	Food resources: World food problems, changes caused by agriculture and over-grazing,	Dravyaguna	Dr.Divya.K
9.	2/5/2024	effects of modern agriculture, fertilizer-pesticide problems, water logging, salinity, case studies	Dravyaguna	Dr. Adavesh H
10.	2/5/2024	Energy resources: Growing energy needs, renewable and non-renewable energy sources, use of alternate energy sources. Case studies	Dravyaguna	Dr. Ajit L
11.	2/5/2024	Land resources: Land as a resource, land degradation, main induced landslides, soil erosion and desertification.	Dravyaguna	Dr. Soundarya J
12.	2/5/2024	Ecosystems: Concept on ecosystem & Structure and function of an ecosystem Producers, consumers and decomposers & Energy flow in the ecosystem	Roganidana	Dr. Manjula K
13.	2/5/2024	Ecological succession Food chains, food webs and ecological pyramids	Roganidana	Dr. Keertan M.S
14.	2/5/2024	Introduction, types, characteristic features, structure and function of the	Roganidana	Dr. Roopa D

		Forest ecosystem & Grassland ecosystem,		
15.	3/5/2024	Introduction, types, characteristic features, structure and function of the Desert ecosystem	Roganidana	Dr. HS
16.	3/5/2024	Introduction, types, characteristic features, structure and function of the Aquatic ecosystems (ponds, streams, lakes, rivers, oceans, estuaries)	Swasthavrutta	Dr. Ashok P
17.	3/5/2024	Biodiversity and its conservation: Introduction-Definition: genetic, species and ecosystem diversity ,	Swasthavrutta	Dr. Sanjeev T
18.	3/5/2024	India as a mega-diversity nation Bio geographical classification of India	Swasthavrutta	Dr. Sandeep S
19.	3/5/2024	Biodiversity and its conservation:: Hot-spots of biodiversity Value of biodiversity: consumptive use, productive use, social, ethical, aesthetic and option values	Swasthavrutta	Dr. Suma
20.	3/5/2024	Biodiversity at global, national and local levels,	Swasthavrutta	Dr. Sidhi
21.	3/5/2024	Threats to biodiversity: habitat loss, poaching of wildlife, man -wildlife conflicts	Agada Tantra	Dr. RRH
22.	4/5/2024	Biodiversity and its conservation: Endangered and endemic species of India	Agada Tantra	Dr. Mahesh S
23.	4/5/2024	Conservation of biodiversity: In-situ and Ex-situ conservation of biodiversity	Agada Tantra	Dr. MBG
24.	4/5/2024	Environmental Pollution: Definition Cause, effects and control measures of : Air pollution & Water pollution	Agada Tantra	Dr. Santosh FP
25.	4/5/2024	Environmental Pollution: Definition Cause, effects and control measures of : Soil pollution, Marine pollution	Agada Tantra	Dr. Shrutika K
26.	4/5/2024	Environmental Pollution: Cause, effects and control measures of : Noise pollution & Thermal pollution Nuclear hazards	RSBK	Dr.RSH
27.	4/5/2024	Environmental Pollution: Cause, effects and control measures of : Solid waste management: Causes, effects and control measures of urban and industrial wastes	RSBK	Dr. PGJ
28.	4/5/2024	Environmental Pollution: Causes, effects and control measures of urban and industrial wastes	RSBK	Dr.RVK
29.	5/5/2024	Environmental Pollution: Role of an individual in prevention of pollution,Pollution case studies	RSBK	Dr.GGG
30.	5/5/2024	Disaster management: floods, earthquake, cyclone and landslides	RSBK	Dr. VBK
31.	5/5/2024	Social Issues and the Environment: From Unsustainable to Sustainable	RSBK	Dr. PBT

		developmentEnvironmental ethics: Issues and possible solutions.		
32.	5/5/2024	Social Issues and the Environment: Urban problems related to energyWater conservation, rain water harvesting,	Dravyaguna	Dr. Arun C
33.	5/5/2024	watershed management. Resettlement and rehabilitation of people; its problems and concerns. Case studies	Dravyaguna	Dr.Divya.K
34.	5/5/2024	Social Issues and the Environment: Climate change, global warming. acid rain,	Dravyaguna	Dr. Adavesh H
35.	5/5/2024	Social Issues and the Environment: ozone layer depletion, nuclear accidents and holocaust.	Dravyaguna	Dr. Ajit L
36.	6/5/2024	Issues involved in enforcement of environmental legislation& Wasteland reclamation	Dravyaguna	Dr. Soundarya J
37.	6/5/2024	Social Issues and the Environment: Environment protection act	Roganidana	Dr. Manjula K
38.	6/5/2024	Social Issues and the Environment: Air (Prevention and Control of Pollution) Act	Roganidana	Dr. Keertan M.S
39.	6/5/2024	Social Issues and the Environment: Water (Prevention and Control of Pollution) Act	Roganidana	Dr. Roopa D
40.	6/5/2024	Social Issues and the Environment: Wildlife Protection Act	Roganidana	Dr. HS
41.	6/5/2024	Social Issues and the Environment: Consumerism and waste products.	Swasthavrutta	Dr. Ashok P
42.	6/5/2024	Social Issues and the Environment: Forest Conservation Act and Public awareness.	Swasthavrutta	Dr. Sanjeev T
43.	6/5/2024	Human Population and the Environment: Population growth, variation among nations	Swasthavrutta	Dr. Sandeep S
44.	7/5/2024	Human Population and the Environment: Population explosion-Family Welfare Program.	Swasthavrutta	Dr. Suma
45.	7/5/2024	Human Population and the Environment: Environment and human health. Human Rights	Swasthavrutta	Dr. Sidhi
46.	7/5/2024	Human Population and the Environment: Value Education & HIV/AIDS.	Agada Tantra	Dr. RRH
47.	7/5/2024	Human Population and the Environment: Women and Child Welfare	Agada Tantra	Dr. Mahesh S
48.	7/5/2024	Human Population and the Environment: Role of Information Technology in Environment and human health & Case Studies	Agada Tantra	Dr. MBG

Abhishek
16/4/2024



Sl. No	Date	Topic	Department	Faculty
1.	8/5/2024	Introduction to Disasters: Concepts, and definitions (Disaster, Hazard, Vulnerability, Resilience, Risks)	Agada Tantra	Dr. Santosh FP
2.	8/5/2024	Disasters: Classification, Causes, Impacts including social, economic, political, environmental, health, psychosocial, etc)	Agada Tantra	Dr. Shrutika K
3.	8/5/2024	Disasters: Classification, Causes, Impacts including Differential impacts-in terms of caste, class, gender, age, location	Swasthavrutta	Dr. Ashok P
4.	8/5/2024	Disasters: Classification, Causes, Impacts including disability Global trends in disasters: urban disasters, pandemics	Swasthavrutta	Dr. Sanjeev T
5.	8/5/2024	Disasters: Classification, Causes, Impacts including disability Global trends in disasters: complex emergencies, Climate change	Swasthavrutta	Dr. Sandeep S
6.	8/5/2024	Approaches to Disaster Risk deduction: Disaster cycle its analysis, phase, Culture of safety, prevention, mitigation and preparedness, community based DRR, Structural-nonstructural measures	Swasthavrutta	Dr. Suma
7.	8/5/2024	Approaches to Disaster Risk deduction: community based DRR, Structural-nonstructural measures	Swasthavrutta	Dr. Sidhi
8.	9/5/2024	Approaches to Disaster Risk deduction: Roles and responsibilities of community, Panchayati Raj Institutions/Urban Local Bodies (PRIs/ULBs),	Agada Tantra	Dr. RRH
9.	9/5/2024	Approaches to Disaster Risk deduction: states, Centre and other stake holders.	Agada Tantra	Dr. Mahesh S
10.	9/5/2024	Inter-relationship between Disasters and Development: Factors affecting Vulnerabilities, differential impacts	Agada Tantra	Dr. MBG

11.	9/5/2024	Inter-relationship between Disasters and Development: Impacts of Development projects such as dams, embankments, changes in Land-use etc.	Agada Tantra	Dr. Santosh FP
12.	9/5/2024	Inter-relationship between Disasters and Development: Climate change Adaptation	Agada Tantra	Dr. Shrutika K
13.	9/5/2024	Inter-relationship between Disasters and Development: Relevance of indigenous knowledge	RSBK	Dr.RSH
14.	9/5/2024	Inter-relationship between Disasters and Development: appropriate technology and local resources	RSBK	Dr. PGJ
15.	10/5/2024	Disaster Risk Management in India: Hazard and Vulnerability profile of India	RSBK	Dr.RVK
16.	10/5/2024	Disaster Risk Management in India: Components of Disaster Relief: Water, Food, Sanitation, Shelter	RSBK	Dr.GGG
17.	10/5/2024	Disaster Risk Management in India: Components of Disaster Relief: Sanitation, Shelter	RSBK	Dr. VBK
18.	10/5/2024	Disaster Risk Management in India: Health, Waste Management	RSBK	Dr. PBT
19.	10/5/2024	Disaster Risk Management in India: Institutional arrangements (Mitigation, Response and Preparedness)	Dravyaguna	Dr. Arun C
20.	10/5/2024	Disaster Risk Management in India: DM Act and policy, Other related policies, plans, programs and legislations	Dravyaguna	Dr.Divya.K
21.	10/5/2024	Disaster Risk Management in India: Other related policies, plans, programs and legislations	Dravyaguna	Dr. Adavesh H
22.	11/5/2024	Case Studies: work on reducing disaster risks and to build a culture of safety	Dravyaguna	Dr. Ajit L
23.	11/5/2024	Case Studies: work on reducing disaster risks and to build a culture of safety	Dravyaguna	Dr. Soundarya J
24.	11/5/2024	Case Studies: work on reducing disaster risks and to build a culture of safety	Roganidana	Dr. Manjula K
25.	11/5/2024	Videos on demonstration of disaster management	Roganidana	Dr. Keertan M.S
26.	11/5/2024	Videos on demonstration of disaster management	Roganidana	Dr. Roopa D
27.	11/5/2024	Videos on demonstration of disaster management	Roganidana	Dr. HS

16/4/24

(Handwritten signature)

SHRI.B.M. KANKANAWADI AYURVEDA MAHAVIDYALAYA
A Constituent Unit of KAHE & R (Deemed-to-be-University)
Re-Accredited 'A' Grade by NAAC (3rd Cycle) III, Placed in Category 'A' by MHRD (GoI)
Shahapur, BELAGAVI-590003 KARNATAKA

DEPT OF ROGANIDANA

Date:-13-05-2024

Unitized syllabus for II BAMS 2021 batch for the Month of MAY 2024

S.NO	DATE	DAY	TIME	TOPIC	FACULTY
NLH 33	22/5/2024	WEDNESDAY	11-12 am	Describe the clinical features of anaemia, nutritional anaemia, thalassemia, sickle cell anaemia, leukaemia, and thrombocytopenia	Dr.Manjula K
NLH 34	23/5/2024	THURSDAY	12-1 pm	Describe the clinical features of anaemia, nutritional anaemia, thalassemia, sickle cell anaemia, leukaemia, and thrombocytopenia	Dr.Keertan M
NLH 35	25/5/2024	SATURDAY	10-11 am	Describe the differential diagnosis of anaemia, nutritional anaemia, thalassemia, sickle cell anaemia, leukaemia, and thrombocytopenia	Dr.Roopa

PRACTICAL BATCH B

Practical	DATE	DAY	TIME	TOPIC	FACULTY
P 164	21/5/2024	TUESDAY	11-1 pm	GIT Case taking	Dr.Hemlata
P 165	22/5/2024	WEDNESDAY	11-1 pm	GIT Case taking	Dr.Roopa
P 166	23/5/2024	THURSDAY	11-1 pm	Introduction and Prerequisites to Examination of Respiratory System common presenting symptoms.	Dr.Manjula K
P 167	24/5/2024	FRIDAY	11-1 pm	Breathlessness Scale – Inspection - Prerequisites and positions, Shape, Symmetry, breathing patterns, Respiratory Rate, rhythm, visible Scars, Visible veins, Normal chest, Abnormal shapes of chest, accessory muscles)	Dr.Roopa
P 168	25/5/2024	SATURDAY	11-1 pm	Breathlessness Scale – Inspection - Prerequisites and positions, Shape, Symmetry, breathing patterns, Respiratory Rate, rhythm, visible Scars, Visible veins, Normal chest, Abnormal shapes of chest, accessory muscles)	Dr.Hemlata

Name of the Faculty	Number of classes			
	Theory	Practical	Non lecture Hour	Flipped Class Room
Dr. Manjula K	-	01	01	-
Dr. Keertan M S	-	00	01	-
Dr. Roopa D	-	02	01	-
Dr. Hemlata S	-	02	00	-
Total	-	05	03	-


 Head of the Department
 Department of Roganidana
 KAHER
 Shri B.M. Kankanwadi Ayurveda Mahavidyalaya
 Shahapur, Belagavi.
 HOD ROGA-NIDANA


 UG DEAN




 PRINCIPAL

PRINCIPAL
 Shri B. M. Kankanawadi
 Ayurved Mahavidyalaya
 A Constituent Unit of KAHER
 Shahapur, BELAGAVI-03.

SHRI.B.M. KANKANAWADI AYURVEDA MAHAVIDYALAYA
A Constituent Unit of KAHE & R (Deemed-to-be-University)
Re-Accredited 'A+' Grade by NAAC (3rd Cycle) III, Placed in Category 'A' by MHRD (GoI)
Shahapur, BELAGAVI-590003 KARNATAKA
DEPT OF ROGANIDANA

Date: 1-06-2024

Unitized syllabus for II BAMS 2021 batch for the Month of JUNE 2024

S.NO	DATE	DAY	TIME	TOPIC	FACULTY
T 85	3/6/2024	MONDAY	3-4 PM	Enlist nidana of Masurika, Describe samprapti of Masurika. Enlist bheda of Masurika, Explain the avasthika lakshana of Masurika, Enlist features of Romantika	Dr.Hemlata
T 86	5/6/2024	WEDNESDAY	10-11 AM	Define Raktapitta and mention the rakta pravrutti marga, Enlist bheda of Raktapitta, Describe nidana, samprapti, purvarooopa, vishishta lakshana of Raktapitta, Enlist upadrava of Raktapitta	Dr.Manjula K
NLH 36	6/6/2024	THURSDAY	2-3 PM	Describe the organism, incubation period, and mode of transmission of Measles virus, Varicella-zoster virus and Herpes zoster, Coxsackie virus, Rubella virus, various Malaria parasites.	Dr.Keertan M
T 87	8/6/2024	SATURDAY	9-10 AM	Define and enlist types of Jwara based on vidhi samprapti, Describe nidana, samprapti, samanya poorvarooopa, vishishta poorvarooopa, pratyatma lakshana and samprapti of Doshaja jwara	Dr.Roopaa
NLH 37	12/6/2024	WEDNESDAY	10-11 AM	Explain the swabhava of Raktapitta, Describe sadhya asadhyata of Raktapitta	Dr.Manjula K
NLH 38	13/6/2024	THURSDAY	2-3 PM	Describe the organism, incubation period, and mode of transmission of Influenza virus, Dengue virus, Leptospira, Chikungunya virus, Salmonella and causative agents of other common regional disorders presenting with fever	Dr.Keertan M
T 88	15/6/2024	SATURDAY	9-10 AM	Describe Doshaja jwara along with sannipataja jwara according to Charaka, Describe Abhishanga jwara, Vishama jwara, and Punaravartaka jwara	Dr.Roopaa
NLH 39	19/6/2024	WEDNESDAY	10-11 AM	Describe the clinical features of Measles, Chicken pox and Herpes zoster, Hand foot mouth disease, Rubella, Malaria, Filariasis, Influenza, Dengue, Leptospirosis, Chikungunya, and	Dr.Manjula K

				Typhoid	
T 89	20/6/2024	THURSDAY	2-3 PM	Describe the complications of Measles, Chicken pox and Herpes zoster, Hand foot mouth disease, Rubella, Malaria, Filariasis, Influenza, Dengue, Leptospirosis, Chikungunya, Typhoid, and other common regional disorders presenting with fever	Dr.Keertan M
T 90	22/6/2024	SATURDAY	9-10 AM	Explain Antarvega, Bhahirvega jwara, Vata balasaka and Pralepaka jwara , Differentiate Ama, Pachyamana and Nirama jwara lakshana	Dr.Roopa
NLH 40	24/6/2024	MONDAY	3-4 PM	Describe the common regional disorders presenting with fever	Dr.Hemlata
NLH 41	26/6/2024	WEDNESDAY	10-11 AM	Perform relevant clinical examination related to Measles, Chicken pox and Herpes zoster, Hand foot mouth disease, Rubella, Malaria, Filariasis, Influenza, Dengue, Leptospirosis, Chikungunya, Typhoid, and other common regional disorders presenting with fever	Dr.Manjula K
NLH 42	27/6/2024	THURSDAY	2-3 PM	Order and interpret relevant investigations related to Measles, Chicken pox and Herpes zoster, Hand foot mouth disease, Rubella, Malaria, Filariasis, Influenza, Dengue, Leptospirosis, Chikungunya, Typhoid, and other common regional disorders presenting with fever	Dr.Keertan M
NLH 43	29/6/2024	SATURDAY	9-10 AM	Analyze Agantu and Doshaja jawara with reference to Jwara samprapti	Dr.Roopa

Practical	DATE	DAY	TIME	TOPIC	FACULTY
BATCH A					
P 169	3/6/2024	MONDAY	11-1 pm	GIT Case taking	Dr.Keertan M
P 170	4/6/2024	TUESDAY	11-1 pm	Introduction and Prerequisites to Examination of Respiratory System common presenting symptoms.	Dr.Hemlata
P 171	5/6/2024	WEDNESDAY	11-1 pm	Breathlessness Scale – Inspection - Prerequisites and positions, Shape, Symmetry, breathing patterns, Respiratory Rate, rhythm, visible Scars, Visible veins, Normal chest, Abnormal shapes of chest, accessory muscles)	Dr.Roopaa
P 172	6/6/2024	THURSDAY	11-1 pm	Palpation in Respiratory Disorders <ol style="list-style-type: none"> 1. Prerequisites and general points of palpation 2. Measurements 3. Position of trachea 4. Lung compliance 5. Vocal resonance 6. Vocal fremitus 7. Mediastinal shift 8. Rib and inter costal tenderness 	Dr.Manjula K
P 173	7/6/2024	FRIDAY	11-1 pm	Percussion in Respiratory Disorders <ol style="list-style-type: none"> 1. Topographic percussion 2. Special percussion of chest 	Dr.Roopaa
P 174	8/6/2024	SATURDAY	11-1 pm	Auscultation in Respiratory Disorders <ol style="list-style-type: none"> 1. Prerequisites 2. Normal breath sounds 3. Abnormal breath sounds 	Dr.Hemlata
BATCH E					
P 175	11/6/2024	TUESDAY	11-1 pm	GIT Case taking	Dr.Hemlata
P 176	12/6/2024	WEDNESDAY	11-1 pm	Introduction and Prerequisites to Examination of Respiratory System common presenting symptoms.	Dr.Roopaa
P 177	13/6/2024	THURSDAY	11-1 pm	Breathlessness Scale – Inspection - Prerequisites and positions, Shape, Symmetry, breathing	Dr.Manjula K


				patterns, Respiratory Rate, rhythm, visible Scars, Visible veins, Normal chest, Abnormal shapes of chest, accessory muscles)	
P 178	14/6/2024	FRIDAY	11-1 pm	Palpation in Respiratory Disorders <ol style="list-style-type: none"> 1. Prerequisites and general points of palpation 2. Measurements 3. Position of trachea 4. Lung compliance 5. Vocal resonance 6. Vocal fremitus 7. Mediastinal shift 8. Rib and inter costal tenderness 	Dr.Roopa
P 179	15/6/2024	SATURDAY	11-1 pm	Percussion in Respiratory Disorders <ol style="list-style-type: none"> 1. Topographic percussion 2. Special percussion of chest 	Dr.Hemlata
P 180	18/6/2024	TUESDAY	11-1 pm	Auscultation in Respiratory Disorders <ol style="list-style-type: none"> 1. Prerequisites 2. Normal breath sounds 3. Abnormal breath sounds 	Dr.Hemlata
P 181	19/6/2024	WEDNESDAY	11-1 pm	Introduction to Special Investigations in Respiratory Disease.	Dr.Roopa
BATCH D					
P 182	20/6/2024	THURSDAY	11-1 pm	Auscultation in Respiratory Disorders <ol style="list-style-type: none"> 1. Prerequisites 2. Normal breath sounds 3. Abnormal breath sounds 	Dr.Manjula K
P 183	21/6/2024	FRIDAY	11-1 pm	Introduction to Special Investigations in Respiratory Disease.	Dr.Roopa
P 184	22/6/2024	SATURDAY	11-1 pm	Respiratory Case taking	Dr.Hemlata
P 185	24/6/2024	MONDAY	11-1 pm	Respiratory Case taking	Dr.Keertan M
P 186	25/6/2024	TUESDAY	11-1 pm	Respiratory Case taking	Dr.Hemlata

NON LECTURE HOUR

SL.NO	DATE	DAY	TIME	TOPIC	Faculty
NLH 36	6/6/2024	THURSDAY	2-3 PM	Describe the organism, incubation period, and mode of transmission of Measles virus, Varicella-zoster virus and Herpes zoster, Coxsackie virus, Rubella virus, various Malaria parasites.	
NLH 37	12/6/2024	WEDNESDAY	10-11 AM	Explain the swabhava of Raktapitta. Describe sadhya asadhyata of Raktapitta	Dr.Manjula K
NLH 38	13/6/2024	THURSDAY	2-3 PM	Describe the organism, incubation period, and mode of transmission of Influenza virus, Dengue virus, Leptospira, Chikungunya virus, Salmonella and causative agents of other common regional disorders presenting with fever	Dr.Keertan M
NLH 39	19/6/2024	WEDNESDAY	10-11 AM	Describe the clinical features of Measles, Chicken pox and Herpes zoster, Hand foot mouth disease, Rubella, Malaria, Filariasis, Influenza, Dengue, Leptospirosis, Chikungunya, and Typhoid	Dr.Manjula K
NLH 40	24/6/2024	MONDAY	3-4 PM	Describe the common regional disorders presenting with fever	Dr.Hemlata
NLH 41	26/6/2024	WEDNESDAY	10-11 AM	Perform relevant clinical examination related to Measles, Chicken pox and Herpes zoster, Hand foot mouth disease, Rubella, Malaria, Filariasis, Influenza, Dengue, Leptospirosis, Chikungunya, Typhoid, and other common regional disorders presenting with fever	Dr.Manjula K
NLH 42	27/6/2024	THURSDAY	2-3 PM	Order and interpret relevant investigations related to Measles, Chicken pox and Herpes zoster, Hand foot mouth disease, Rubella, Malaria, Filariasis, Influenza, Dengue, Leptospirosis, Chikungunya, Typhoid, and other common regional disorders presenting with fever	Dr.Keertan M
NLH 43	29/6/2024	SATURDAY	9-10 AM	Analyze Agantu and Doshaja jawara with reference to Jwara samprapti	Dr.Roopa

NLH 43	29/6/2024	SATURDAY	9-10 AM	Analyze Agantu and Doshaja jawara with reference to Jwara samprapti							Dr.Roopa
--------	-----------	----------	---------	---	--	--	--	--	--	--	----------

Name of the Faculty	Number of classes			
	Theoy	Practical	Non lecture Hour	Flipped Class Room
Dr. Manjula K	01	04	03	-
Dr. Keertan M S	01	03	03	-
Dr. Roopa D	03	08	01	-
Dr. Hemlata S	01	08	01	-
Total	06	23	08	-


 Head of the Department
 Department of Roganidana
 KAHER
 Shri B.M. Kankanwadi Ayurveda Mahavidyalaya
 Shahapur, Belagavi.
 HOD ROGA-NIDANA


 UG DEAN



 PRINCIPAL
 PRINCIPAL
 Shri B. M. Kankanwadi
 Ayurved Mahavidyalaya
 A Constituent Unit of KAHER
 Shahapur, BELAGAVI-03.

SHRI.B.M. KANKANAWADI AYURVEDA MAHAVIDYALAYA
 A Constituent Unit of KAHE & R (Deemed-to-be-University)
 Re-Accredited 'A' Grade by NAAC (3rd Cycle) III, Placed in Category 'A' by MHRD (GoI)
 Shahapur, BELAGAVI-590003 KARNATAKA

DEPT OF ROGANIDANA

Date: 1-07-2024

Unitized syllabus for II BAMS 2021 batch for the Month of JULY 2024

LECTURE HOURS

SL.NO	DATE	DAY	TIME	LEARNING OBJECTIVES/TOPICS	TL Method	Alignment with		Millers pyramid D/SH/KH/K	Blooms level	FACULTY
						CO	PO			
T 91	1/7/2024	MONDAY	3-4 PM	Describe hetu and samprapti of Hridroga, Enlist bheda of Hridroga, Describe vishishta lakshana of Hridroga, Enlist upadrava of Hridroga	L, G D & PP T	CO1	PO1	KH	Level 2 Level 3	Dr.Hemlata
T 92	4/7/2024	THURSDAY	2-3 PM	Describe hetu of Shotha, Enlist bheda of Shotha, Describe vidhi samprapti of shotha	L, G D & PP T	CO1	PO1	KH	Level 2 Level 3	Dr.Keertan
T 93	6/7/2024	SATURDAY	9-10 AM	Describe purvaroop, vishishta lakshana, samprapti and sadhya asadhyata of Nija shotha, Differentiate Doshaja shotha	L, G D & PP T	CO1	PO1	KH	Level 2 Level 3	Dr.Roopa
T 94	8/7/2024	MONDAY	3-4 PM	Describe the clinical features of Coronary Artery Disease (Ischemic Heart Disease, and Myocardial Infarction) and Congestive cardiac failure	L, G D & PP T	CO2	PO2, PO3	KH	Level 2 Level 3	Dr.Hemlata
T 95	18/7/2024	THURSDAY	2-3 PM	Define Kamala, Describe hetu and samprapti of Kamala, Classify Kamala on the basis of vidhi samprapti of Kamala	L, G D & PP T	CO1	PO1	K /KH	Level 1 Level 2 Level 3	Dr.Keertan
T 96	20/7/2024	SATURDAY	9-10	Differentiate Koshta shakhashrita and Shakhashrita	L, G D & PP T	CO1,CO5	PO1,PO5	K /KH	Level 1	Dr.Roopa

			AM	Kamala, Enlist upadrava of Kamala, Describe sadhya asadhyata of Kamala, Describe Swatantra-Paratantra Kamala, Alpapitta-Bahupitta Kamala					Level 2 Level 3	
T 97	22/7/2024	MONDAY	3-4 PM	Explain pratyatma lakshana of Udara, Describe hetu and samprapti of Udara, Enlist bheda of Udara, Describe purvaroop, samanya lakshana and sadhya asadhyata of Udara	L, G D & PP T	CO1,CO5	PO1,PO5	K /KH	Level 1 Level 2 Level 3	Dr.Hemlata
T 98	24/7/2024	WEDNESDAY	10-11 AM	Differentiate Doshaja udara, Explain Vishishita lakshana of Baddha gudodara, Pleehodara, Jalodara and Chidrodara	L, G D & PP T	CO1,CO5	PO1,PO5	K /KH	Level 1 Level 2 Level 3	Dr.Manjula
T 99	27/7/2024	SATURDAY	9-10 AM	Describe the clinical features, Describe the differential diagnosis of Liver cirrhosis, Alcoholic and Non - Alcoholic Liver Disease, Hepatitis, Jaundice and Ascites	L_Vc ,RP	CO2,CO5	PO2,PO3, PO5	KH	Level 2 Level 3	Dr.Roopa

Head of the Department
Department of Roganidana
KAHER
Shri B.M. Kankanawadi Ayurveda Mahavidyalaya
Shahapur, Belagavi.
HOD OF Roga-Nidana




PRINCIPAL
PRINCIPAL
Shri B. M. Kankanawadi
Ayurved Mahavidyalaya
A Constituent Unit of KAHER
Shahapur, BELAGAVI-03.

SHRI M. KANKANAWADI AYURVEDA M. AVIDYALAYA
 A Constituent Unit of KAHE & R (Deemed-to-be-University)
 Re-Accredited 'A' Grade by NAAC (3rd Cycle) III, Placed in Category 'A' by MHRD (GoI)
 Shahapur, BELAGAVI-590003 KARNATAKA

DEPT OF ROGANIDANA


Date: 1-07-2024

Unitized syllabus for II BAMS 2021 batch for the Month of JULY 2024

NON LECTURE HOUR

SL.NO	DATE	DAY	TIME	LEARNING OBJECTIVES/TOPICS	TL Method	Alignment with		Miller's pyramid D/SH/KH/K	Bloom's level	FACULY
						CO	PO			
NLH 44	3/7/2024	WEDNESDAY	10-11 AM	Describe hetu and samprapti of Hridroga, Analyze samanya lakshana of Hridroga	DIS	CO1	PO1	KH	Level 2 Level 3	Dr.Manjula
NLH 45	10/7/2024	WEDNESDAY	10-11 AM	Enlist clinical features Perform relevant clinical examination of Coronary Artery Disease (Ischemic Heart Disease, and Myocardial Infarction)	L_VC,RP	CO2 CO3	PO2, PO3 PO4	KH/ SH	Level 2 Level 3 Level 4	Dr.Manjula
NLH 46	11/7/2024	THURSDAY	2-3 PM	Enlist clinical features Perform relevant clinical examination of Congestive cardiac failure	L_VC,RP	CO2 CO3	PO2, PO3 PO4	KH/ SH	Level 2 Level 3 Level 4	Dr.Keertan
NLH 47	13/7/2024	SATURDAY	9-10 AM	Order and interpret relevant investigations of Ischemic Heart	L&G D,LRI	CO4	PO2, PO3	KH	Level 2	Dr.Roopu

				Disease					Level 3	
NLH 48	15/7/2024	MONDAY	3-4 PM	Order and interpret relevant investigations of Myocardial Infarction	L&G D,LRI	CO4	PO2, PO3	KH	Level 2 Level 3	Dr.Hemlata
NLH 49	17/7/2024	WEDNESDAY	10-11 AM	Order and interpret relevant investigations of Congestive cardiac failure	L&G D,LRI	CO4	PO2, PO3	KH	Level 2 Level 3	Dr.Manjula
NLH 50	25/7/2024	THURSDAY	2-3 PM	Explain avastha bheda of Udara	DIS	CO1	PO1	K /KH	Level 1 Level 2 Level 3	Dr.Keertan
NLH 51	29/7/2024	MONDAY	3-4 PM	Perform relevant clinical examination, Order and interpret relevant investigations, Hepatitis, Jaundice and Ascites	L_VC ,D_B ED, LRI	CO3,CO4	PO2,PO3, PO4	SH	Level 4	Dr.Hemlata
NLH 52	31/7/2024	WEDNESDAY	10-11 AM	Perform relevant clinical examination, Order and interpret relevant investigations, of Liver cirrhosis, Alcoholic and Non - Alcoholic Liver Disease	L_VC ,D_B ED, LRI	CO3,CO4	PO2,PO3, PO4	SH	Level 4	Dr.Manjula


 Head of the Department
 Department of Roganidana
 KAHER
 Shri B.M. Kankanawadi Ayurveda Mahavidyalaya
 Shahapur, Belagavi,
 HOD OF Roga-Nidana




 PRINCIPAL
 PRINCIPAL
 Shri B. M. Kankanawadi
 Ayurved Mahavidyalaya
 A Constituent Unit of KAHER
 Shahapur, BELAGAVI-03.

SHRI M. KANKANAWADI AYURVEDA MAHAVIDYALAYA
 A Constituent Unit of KAHE & R (Deemed-to-be-University)
 Re-Accredited 'A' Grade by NAAC (3rd Cycle) III, Placed in Category 'A' by MHRD (GoI)
 Shahapur, BELAGAVI-590003 KARNATAKA

DEPT OF ROGANIDANA

Date: 1-07-2024

Unitized syllabus for II BAMS 2021 batch for the Month of JULY 2024

PRACTICALS

Practical	DATE	DAY	TIME	LEARNING OBJECTIVES/TOPICS	TL Method	Alignment with		Millers pyramid D/SH/KH /K	Blooms level	FACULTY
						CO	PO			
BATCH C										
P 191	1/7/2024	MONDAY	11-1 pm	Blood GLUCOSE ESTIMATION	DEMO	CO4,CO5 CO6	PO2,PO3, PO5,PO7	D/SH	Level 3 Level 4	Dr.Keertan
P 192	2/7/2024	TUESDAY	11-1 pm	Cholesterol Estimation	DEMO	CO4,CO5 CO6	PO2,PO3, PO5,PO7	D/SH	Level 3 Level 4	Dr.Keertan
P 193	3/7/2024	WEDNESDAY	11-1 pm	Triglycerides Estimation	DEMO	CO4,CO5 CO6	PO2,PO3, PO5,PO7	D/SH	Level 3 Level 4	Dr.Keertan
P 194	4/7/2024	THURSDAY	11-1 pm	Palpation in Respiratory Disorders 1. Prerequisites and general points of palpation 2. Measurements 3. Position of trachea 4. Lung compliance 5. Vocal resonance 6. Vocal fremitus 7. Mediastinal shift 8. Rib and inter costal tenderness	D-BED	CO3,CO5	PO2,PO3, PO4,PO5	SH	Level 3 Level 4	Dr.Manjula

P 195	5/7/2024	FRIDAY	11-1 pm	Percussion in Respiratory Disorders 1. Topographic percussion 2. Special percussion of chest	D-BED	CO3,CO5	PO2,PO3, PO4,PO5	SH	Level 3 Level 4	Dr.Roopa
P 196	6/7/2024	SATURDAY	11-1 pm	Auscultation in Respiratory Disorders 1. Prerequisites 2. Normal breath sounds 3. Abnormal breath sounds	D-BED	CO3,CO5	PO2,PO3, PO4,PO5	SH	Level 3 Level 4	Dr.Hemlata
P 197	8/7/2024	MONDAY	11-1 pm	Introduction to Special Investigations in Respiratory Disease.	D-BED	CO3,CO5	PO2,PO3, PO4,PO5	SH	Level 3 Level 4	Dr.Keertan
P 198	9/7/2024	TUESDAY	11-1 pm	Respiratory Case taking	D-BED	CO3,CO5	PO2,PO3, PO4,PO5	SH	Level 3 Level 4	Dr.Hemlata
P 199	10/7/2024	WEDNESDAY	11-1 pm	Respiratory Case taking	D-BED	CO3,CO5	PO2,PO3, PO4,PO5	SH	Level 3 Level 4	Dr.Roopa
BATCH B										
P 200	11/7/2024	THURSDAY	11-1 pm	Palpation in Respiratory Disorders 9. Prerequisites and general points of palpation 10. Measurements 11. Position of trachea 12. Lung compliance 13. Vocal resonance 14. Vocal fremitus 15. Mediastinal shift 16. Rib and inter costal tenderness	D-BED	CO3,CO5	PO2,PO3, PO4,PO5	SH	Level 3 Level 4	Dr.Manjula
P 201	12/7/2024	FRIDAY	11-1 pm	Percussion in Respiratory Disorders 3. Topographic percussion	D-BED	CO3,CO5	PO2,PO3, PO4,PO5	SH	Level 3 Level 4	Dr.Roopa

				4. Special percussion of chest						
P 202	13/7/2024	SATURDAY	11-1 pm	Auscultation in Respiratory Disorders 4. Prerequisites 5. Normal breath sounds 6. Abnormal breath sounds	D-BED	CO3,CO5	PO2,PO3,PO4,PO5	SH	Level 3 Level 4	Dr.Hemlata
P 203	15/7/2024	MONDAY	11-1 pm	Introduction to Special Investigations in Respiratory Disease.	D-BED	CO3,CO5	PO2,PO3,PO4,PO5	SH	Level 3 Level 4	Dr.Keertan
P 204	16/7/2024	TUESDAY	11-1 pm	Respiratory Case taking	D-BED	CO3,CO5	PO2,PO3,PO4,PO5	SH	Level 3 Level 4	Dr.Hemlata
P 205	17/7/2024	WEDNESDAY	11-1 pm	Respiratory Case taking	D-BED	CO3,CO5	PO2,PO3,PO4,PO5	SH	Level 3 Level 4	Dr.Roopa
P 206	18/7/2024	THURSDAY	11-1 pm	Respiratory Case taking	D-BED	CO3,CO5	PO2,PO3,PO4,PO5	SH	Level 3 Level 4	Dr.Manjula
P 207	19/7/2024	FRIDAY	11-1 pm	Introduction and Prerequisites to Examination of Cardio Vascular Disorder & common presenting symptoms.	D-BED	CO3,CO5	PO2,PO3,PO4,PO5	SH	Level 3 Level 4	Dr.Roopa
P 208	20/7/2024	SATURDAY	11-1 pm	Revision of 1. Arterial Pulse and Nadi Pareeksha 2. Blood Pressure 3. Jugular Venous Pulse (Importance, recording technique and interpretation)	D-BED	CO3,CO5	PO2,PO3,PO4,PO5	SH	Level 3 Level 4	Dr.Hemlata
BATCH A										
P 209	22/7/2024	MONDAY	11-1 pm	Introduction to Special Investigations in Respiratory Disease.	D-BED	CO3,CO5	PO2,PO3,PO4,PO5		Level 3 Level 4	Dr.Keertan
P 210	23/7/2024	TUESDAY	11-1 pm	Respiratory Case taking	D-BED	CO3,CO5	PO2,PO3,PO4,PO5	SH	Level 3 Level 4	Dr.Hemlata

P 211	24/7/2024	WEDNESDAY	11-1 pm	Respiratory Case taking	D-BED	CO3,CO5	PO2,PO3,PO4,PO5	SH	Level 3 Level 4	Dr.Roopa
P 212	25/7/2024	THURSDAY	11-1 pm	Respiratory Case taking	D-BED	CO3,CO5	PO2,PO3,PO4,PO5	SH	Level 3 Level 4	Dr.Manjula
P 213	26/7/2024	FRIDAY	11-1 pm	Introduction and Prerequisites to Examination of Cardio Vascular Disorder & common presenting symptoms.	D-BED	CO3,CO5	PO2,PO3,PO4,PO5	SH	Level 3 Level 4	Dr.Roopa
P 214	27/7/2024	SATURDAY	11-1 pm	Revision of 4. Arterial Pulse and Nadi Pareeksha 5. Blood Pressure 6. Jugular Venous Pulse (Importance, recording technique and interpretation)	D-BED	CO3,CO5	PO2,PO3,PO4,PO5	SH	Level 3 Level 4	Dr.Hemlata
P 215	29/7/2024	MONDAY	11-1 pm	Inspection and Palpation 1. Revision of normal and abnormal chest 2. Precordium 3. The cardiac pulse 4. Other Pulses (supra sterna notch, arterial pulsation in neck, aneurysms, epigastrium, scapular) 5. Thrills and palpable sounds	D-BED	CO3,CO5	PO2,PO3,PO4,PO5	SH	Level 3 Level 4	Dr.Keertan
P 216	30/7/2024	TUESDAY	11-1 pm	Percussion 1. Importance and limitations of percussion in CVS 2. Area of cardiac dullness 3. Other specific and related percussion techniques	D-BED	CO3,CO5	PO2,PO3,PO4,PO5	SH	Level 3 Level 4	Dr.Hemlata

P 217	31/7/2024	WEDNESDAY	11-1 pm	Auscultation in various cardiac diseases. Cardiac Murmurs & added sounds.	D-BED	CO3,CO 5	PO2,PO3, PO4,PO5	SH	Level 3 Level 4	Dr.Roopa
-------	-----------	-----------	---------	---	-------	----------	------------------	----	--------------------	----------

Name of the Faculty	Number of classes			
	Theory	Practical	Non lecture Hour	Flipped Class Room
Dr. Manjula K	01	04	04	-
Dr. Keertan M S	02	07	02	-
Dr. Roopa D	03	08	01	-
Dr. Hemlata S	03	08	02	-
Total	09	27	09	-


 Head of the Department
 Department of Roganidana
 KAHER
 Shri B.M. Kankanawadi Ayurveda Mahavidyalaya,
 Shahapur, Belagavi.
 HOD ROGA-NIDANA


 UG DEAN



 PRINCIPAL
 PRINCIPAL
 Shri B. M. Kankanawadi
 Ayurved Mahavidyalaya
 A Constituent Unit of KAHER
 Shahapur, BELAGAVI-03.

SHRI.B.M. KANKANAWADI AYURVEDA MAHAVIDYALAYA
A Constituent Unit of KAHE & R (Deemed-to-be-University)
Re-Accredited 'A+' Grade by NAAC (3rd Cycle) III, Placed in Category 'A' by
MHRD (GoI)Shahapur, BELAGAVI-590003 KARNATAKA

DEPT OF ROGANIDANA

Date: 1-08-2024

Unitized syllabus for II BAMS 2021 batch for the Month of AUGUST 2024

LECTURE HOURS

S.NO	DATE	DAY	TIME	TOPIC	TL Method	Alignment with		Millers pyramid D/SH/KH/K	Blooms level	FACULTY	
						CO	PO				
T 100	1/8/2024	THURSDAY	2-3 PM	Define Kushtha, Describe ictri and samprapti of Kushtha, Enlist bheda of Maha Kushtha & Kshudra Kushtha	L&PP T	CO1	PO1	K,KH	Level 1 & Level 2	Dr.Keertan M S	
3/8/2024 SATURDAY - DRAVYAGUNA FIELD VISIT											
T 101	5/8/2024	MONDAY	3-4 PM	PERIODIC ASSESSMENT							Dr.Hemlata
T	7/8/2024	WEDNESDAY	10-11 AM	Describe purvaroopo of Kushtha, Describe	L&PP T	CO1	PO1	KH	Level 2 & Level 3	Dr.Pallavi P	

102				vishishta lakshana of Maha Kushtha & Kshudra Kushtha						
T 103	12/8/2024	MONDAY	3-4 PM	Describe Sheetapitta samprapti, Describe Sheetapitta and Udarda lakshana, Describe Kotha lakshana, Differentiate Sheetapitta and Udarda	L&PP T, Dis	CO1,CO5	PO1,PO5	KH	Level 2 Level 3 & Level 4	Dr.Hemlata
T 104	14/8/2024	WEDNESDAY	10-11 AM	Enlist types of Shwitra, Describe lakshana and sadhya asadhyata of Shwitra	L&PP T, Dis	CO1,CO5	PO1,PO5	KH	Level 1 & Level 2	Dr.Pallavi P
17/8/2024 SATURDAY-DRAVYAGUNA FIELD VISIT										
T 105	19/8/2024	MONDAY	3-4 PM	Define Visarpa, Describe hetu and samprapti of Visarpa, Enlist bheda of Visarpa, Describe purvarooopa of visarpa, features of Bahya and Abhyanantara visarpa	L&PP T, Dis	CO1,CO5	PO1,PO5	K & KH	Level 1 & Level 2	Dr.Hemlata
T 106	21/8/2024	WEDNESDAY	10-11 AM	Sadhya asadhyata of Visarpa, Differentiate Doshaja Visarpa, Explain Agni, Kardama and Granthi visarpa	L&PP T, Dis	CO1,CO5	PO1,PO5	K & KH	Level 2 & Level 3	Dr.Manjula K
T	22/8/2024	THURSDAY	2-3	Describe the clinical	L_VC	CO2,CO5	PO2,PO3	KH	Level 2	Dr.Keertan

107		PM	features of Allergic disorders - Eczema, Urticaria; Squamous lesions - Psoriasis, Lichen planus; Bullous lesion – Pemphigus and Pemphigoid; Mycotic skin diseases; Leprosy; Vitiligo; Cellulitis		PO5		MS
-----	--	----	--	--	-----	--	----


 Head of the Department
 Department of Roganidana
 KAHER
 HOD ROGA NIDANA
 Shri B. M. Kankanawadi Ayurveda Mahavidyalaya
 Shahapur, Belagavi.




 PRINCIPAL
 PRINCIPAL
 Shri B. M. Kankanawadi
 Ayurved Mahavidyalaya
 A Constituent Unit of KAHEF
 Shahapur, BELAGAVI-03.

SHRI.B.M. KANKANAWADI AYURVEDA MAHA VIDYALAYA
A Constituent Unit of KAHE & R (Deemed-to-be-University)
Re-Accredited 'A' Grade by NAAC (3rd Cycle) III, Placed in Category 'A' by
MHRD (GoI)Shahapur, BELAGAVI-590003 KARNATAKA

DEPT OF ROGANIDANA

Date: 1-08-2024

Unitized syllabus for II BAMS 2021 batch for the Month of AUGUST 2024

NON LECTURE HOURS

S.NO	DATE	DAY	TIME	TOPIC	TL Method	Alignment with		Millers pyramid D/SH/KH/K	Blooms level	FACULTY
						CO	PO			
NLH 53	8/8/2024	THURSDAY	2-3 PM	Differentiate Maha kushtha & Kshudra kushtha	L&PP T	CO1,CO5	PO1,PO5	K,KH	Level 3 & Level 4	Dr.Pallavi P
NLH 54	24/8/2024	SATURDAY	9-10 AM	Perform relevant clinical examination of Allergic disorders - Eczema, Urticaria	L_VC ,D_B ED	CO3	PO2,PO3 PO4	SH	Level 3 & Level 4	Dr.Roopaa
NLH 55	26/8/2024	MONDAY	3-4 PM	Perform relevant clinical examination of Squamous lesions - Psoriasis, Lichen planus;	L_VC ,D_B ED	CO3	PO2,PO3 PO4	SH	Level 3 & Level 4	Dr.Hemlata
NLH 56	28/8/2024	WEDNESDAY	10-11 AM	Perform relevant clinical examination of Bullous lesion – Pemphigus and Pemphigoid; Mycotic skin diseases; Leprosy;	L_VC ,D_B ED	CO3	PO2,PO3 PO4	SH	Level 3 & Level 4	Dr.Pallavi P

NLH 57	29/8/2024	THURSDAY	2-3 PM	Vitiligo; Cellulitis Order and interpret relevant investigations of Allergic disorders - Eczema, Urticaria	L&G D,LRI	CO4	PO2,PO3	SH	Level 3 & Level 4	Dr.Keertan M
NLH 58	31/8/2024	SATURDAY	9-10 AM	Order and interpret relevant investigations of Squamous lesions - Psoriasis, Lichen planus;	L&G D,LRI	CO4	PO2,PO3	SH	Level 3 & Level 4	Dr.Roopa

[Handwritten Signature]
Head of the Department
Department of Roganidana
KAHEF

HOD RŌGA-NIDANA



[Handwritten Signature]

PRINCIPAL
PRINCIPAL
Shri B. M. Kankanawadi
Ayurved Mahavidyalaya
A Constituent Unit of KAHEF
Shahapur, BELAGAVI-03.

SHRI.B.M. KANKANAWADI AYURVEDA MAHAVIDYALAYA
 A Constituent Unit of KAHE & R (Deemed-to-be-University)
 Re-Accredited 'A*' Grade by NAAC (3rd Cycle) III, Placed in Category 'A' by
 MHRD (GoI)Shahapur, BELAGAVI-590003 KARNATAKA

DEPT OF ROGANIDANA

Date: 1-08-2024

Unitized syllabus for II BAMS 2021 batch for the Month of AUGUST 2024

PRACTICALS

Practical	DATE	DAY	TIME	TOPIC	TL Method	Alignment with		Millers pyramid D/SH/KH/K	Blooms level	FACULTY
BATCH E										
P 217	1/8/2024	THURSDAY	11-1 pm	Respiratory Case taking	D-BED	CO3,CO5	PO2,PO3, PO4,PO5	SH	Level 3 Level 4	Dr.Manjula K
P 218	2/8/2024	FRIDAY	11-1 pm	Respiratory Case taking	D-BED	CO3,CO5	PO2,PO3, PO4,PO5	SH	Level 3 Level 4	Dr.Roopa
3/8/2024 - SATURDAY - DRAVYAGUNA FIELD VISIT										
P 219	5/8/2024	MONDAY	11-1 pm	Respiratory Case taking	D-BED	CO3,CO5	PO2,PO3, PO4,PO5	SH	Level 3 Level 4	Dr.Pallavi P
P 220	6/8/2024	TUESDAY	11-1 pm	Introduction and Prerequisites to Examination of Cardio Vascular Disorder & common presenting symptoms.	D-BED	CO3,CO5	PO2,PO3, PO4,PO5	SH	Level 3 Level 4	Dr.Hemlata Dr. Pallavi

P 221	7/8/2024	WEDNESDAY	11-1 pm	Revision of 1. Arterial Pulse and Nadi Parceksha 2. Blood Pressure 3. Jugular Venous Pulse (Importance, recording technique and interpretation)	D-BED	CO3,CO5	PO2,PO3, PO4,PO5	SH	Level 3 Level 4	Dr.Roopa
P 222	8/8/2024	THURSDAY	11-1 pm	Inspection and Palpation 1. Revision of normal and abnormal chest 2. Precordium 3. The cardiac pulse 4. Other Pulses (supra sterna notch, arterial pulsation in neck, aneurysms, epigastrium, scapular) 5. Thrills and palpable sounds	D-BED	CO3,CO5	PO2,PO3, PO4,PO5	SH	Level 3 Level 4	Dr.Pallavi P
P 223	9/8/2024	FRIDAY	11-1 pm	Percussion 1. Importance and limitations of percussion in CVS 2. Area of cardiac dullness 3. Other specific and related percussion techniques	D-BED	CO3,CO5	PO2,PO3, PO4,PO5	SH	Level 3 Level 4	Dr.Roopa

10/8/2024 - SATURDAY - DRAVYAGUNA FIELD VISIT


BATCH D

P 224	12/8/2024	MONDAY	11-1 pm	Auscultation in various cardiac diseases. Cardiac Murmurs & added sounds.	D-BED	CO3,CO5	PO2,PO3, PO4,PO5	SH	Level 3 Level 4	Dr.Keertan M
-------	-----------	--------	---------	--	-------	---------	------------------	----	--------------------	--------------

P 225	13/8/2024	TUESDAY	11-1 pm	CVS Case taking	D-BED	CO3,CO5	PO2,PO3, PO4,PO5	SH	Level 3 Level 4	Dr.Hemlata/ Dr. Pallavi
P 226	14/8/2024	WEDNESDAY	11-1 pm	CVS Case taking	D-BED	CO3,CO5	PO2,PO3, PO4,PO5	SH	Level 3 Level 4	Dr.Roopa
P 227	16/8/2024	FRIDAY	11-1 pm	CVS Case taking	D-BED	CO3,CO5	PO2,PO3, PO4,PO5	SH	Level 3 Level 4	Dr.Roopa
17/8/2024 - SATURDAY - DRAVYAGUNA FIELD VISIT										
P 228	19/8/2024	MONDAY	11-1 pm	Describe & Investigate the causes and mechanism of manifestation of Pain abdomen, Edema	L_VC, IBL,P BL	CO2,CO5	PO2,PO3, PO5	KH, SH	Level 3 Level 4	Dr.Keertan M
P 229	20/8/2024	TUESDAY	11-1 pm	Describe & Investigate the causes and mechanism of manifestation of Diarrhea, Dysentery, Dehydration and Constipation	L_VC, IBL,P BL	CO2,CO5	PO2,PO3, PO5	KH, SH	Level 3 Level 4	Dr.Hemlata/ Dr. Pallavi
P 230	21/8/2024	WEDNESDAY	11-1 pm	Describe & Investigate the causes and mechanism of manifestation of Hiccough & Breathlessness	L_VC, IBL,P BL	CO2,CO5	PO2,PO3, PO5	KH, SH	Level 3 Level 4	Dr.Roopa
BATCH C										
P 231	22/8/2024	THURSDAY	11-1 pm	Respiratory Case taking	D-BED	CO3,CO5	PO2,PO3, PO4,PO5	SH	Level 3 Level 4	Dr.Manjula K
P 232	23/8/2024	FRIDAY	11-1 pm	Introduction and Prerequisites to Examination of Cardio Vascular Disorder & common presenting symptoms.	D-BED	CO3,CO5	PO2,PO3, PO4,PO5	SH	Level 3 Level 4	Dr.Roopa
P 233	24/8/2024	SATURDAY	11-1 pm	Revision of 4. Arterial Pulse and Nadi Pareeksha	D-BED	CO3,CO5	PO2,PO3, PO4,PO5	SH	Level 3 Level 4	Dr.Hemlata

				5. Blood Pressure 6. Jugular Venous Pulse (Importance, recording technique and interpretation)						
P 234	26/8/2024	MONDAY	11-1 pm	Inspection and Palpation 6. Revision of normal and abnormal chest 7. Precordium 8. The cardiac pulse 9. Other Pulses (supra sterna notch, arterial pulsation in neck, aneurysms, epigastrium, scapular) 10. Thrills and palpable sounds	D-BED	CO3,CO5	PO2,PO3, PO4,PO5	SH	Level 3 Level 4	Dr.Kcertain M
P 235	27/8/2024	TUESDAY	11-1 pm	Percussion 4. Importance and limitations of percussion in CVS 5. Area of cardiac dullness 6. Other specific and related percussion techniques	D-BED	CO3,CO5	PO2,PO3, PO4,PO5	SH	Level 3 Level 4	Dr.Hemlata/ Dr. Pallavi
P 236	28/8/2024	WEDNESDAY	11-1 pm	Auscultation in various cardiac diseases. Cardiac Murmurs & added sounds.	D-BED	CO3,CO5	PO2,PO3, PO4,PO5	SH	Level 3 Level 4	Dr.Roopa
P 237	29/8/2024	THURSDAY	11-1 pm	CVS Case taking	D-BED	CO3,CO5	PO2,PO3, PO4,PO5	SH	Level 3 Level 4	Dr.Manjula K
P 238	30/8/2024	FRIDAY	11-1 pm	CVS Case taking	D-BED	CO3,CO5	PO2,PO3, PO4,PO5	SH	Level 3 Level 4	Dr.Roopa
P 239	31/8/2024	SATURDAY	11-1 pm	CVS Case taking	D-BED	CO3,CO5	PO2,PO3, PO4,PO5	SH	Level 3 Level 4	Dr.Hemlata

Name of the Faculty	Number of classes			
	Theory	Practical	Non lecture Hour	Flipped Class Room
Dr. Manjula K	01	03	00	-
Dr. Keertan M S	02	03	01	-
Dr. Roopa D	-	09	02	-
Dr. Hemlata S	03	06	01	-
Dr.Pallavi G Poojari	02	02	02	
Total	08	23	06	-


 Head of the Department
 Department of Roganidana
 KAHER
 Shri B.M. Kankanawadi Ayurveda Mahavidyalaya
 Shahapur, Belagavi.
 HOD ROGA-NIDANA


 UG DEAN




 PRINCIPAL
 PRINCIPAL
 Shri B. M. Kankanawadi
 Ayurved Mahavidyalaya
 A Constituent Unit of KAHER
 Shahapur, BELAGAVI-03.

KAHER Shri. B. M. Kankanawadi Ayurveda Mahavidyalaya Shahapur
Belagavi

Department wise September 2024 schedule

Time: 9 - 5 pm

S. no	Department	Schedule Date	Day	Time
1.	Samhita Adhyayana II	3/9/2024	Tuesday	9 - 10 am
2.	Agadatantra	3/9/2024	Tuesday	10 - 5 pm
3.	Agadatantra	4/9/2024	Wednesday	9 - 4 pm
4.	Samhita Adhyayana II	4/9/2024	Wednesday	4 - 5 pm
5.	Samhita Adhyayana II	5/9/2024	Thursday	9 - 10 am
6.	Agadatantra	5/9/2024	Thursday	10 - 5 pm
7.	Swasthavrutta	6/9/2024	Friday	9 - 4 pm
8.	Samhita Adhyayana II	6/9/2024	Friday	4 - 5 pm
9.	Rasashastra & Bhaishajya Kalpana	9/9/2024	Monday	9 - 4 pm
10.	Samhita Adhyayana II	9/9/2024	Monday	4 - 5 pm
11.	Samhita Adhyayana II	10/9/2024	Tuesday	9 - 10 am
12.	Rasashastra & Bhaishajya Kalpana	10/9/2024	Tuesday	10 - 5 pm
13.	Rasashastra & Bhaishajya Kalpana	11/9/2024	Wednesday	9 - 4 pm
14.	Samhita Adhyayana II	11/9/2024	Wednesday	4 - 5 pm
15.	Dravyaguna	28/9/2024	Saturday	9 - 1 pm
16.	Roganidana	30/9/2024	Monday	9 - 4 pm
17.	Samhita Adhyayana II	30/9/2024	Monday	4 - 5 pm

Note: Requested to schedule Theory, Practical, and NLI activity as per the Department's decision

[Signature]
(Dr. Veena B K)
2021 Batch Prof. Co-ordinator

[Signature]
24/8/2024

SHRI. B.M. KANKANAWADI AYURVEDA MAHAVIDYALAYA
A Constituent Unit of KAHE & R (Deemed-to-be-University)
Re-Accredited 'A+' Grade by NAAC (3rd Cycle) III, Placed in Category 'A'
by MHRD (GoI)Shahapur, BELAGAVI-590003 KARNATAKA

DEPARTMENT OF ROGANIDANA

Date: 30/09/2024

Time: 9.00 to 1.00 pm & 2.00 to 5.00 pm

Sl.no	Date	Time	Topic	Teaching method	Venue	Staff	Sign
1	30/09/20 24 Monday	9-10 Am	Clinical neuroanatomy and Applied neurophysiology 1) History taking 2) Division of Neurological examination 3) Equipment's required Higher mental functions	AV/PPT/Video	Lecture Hall- 03	Dr,Manjula K	
2		10-11Am	Sensory Examination I- Superficial Sensation Touch, Pain, Temperature etc II- Deep Sensation Position sense , Joint position etc III- Cortical Sensation Graphesthesia, stereognosis, Tactile localization etc	AV/PPT/Video	Lecture Hall- 03	Dr.Keertan M S	
3		11-12 pm	Self Study, Referencing	AV/PPT/Video	Lecture Hall- 03	Dr.Manjula K	

Sl.no	Date	Time	Topic	Teaching method	Venue	Staff	Sign
4	30/09/20 24 Monday	12-1 pm	Hands on Training /Video - Sensory Examination	Demonstration & Practice	Lecture Hall- 03	Dr.Roopa & Dr,Pallavi P	
5		2-3 pm	Reflexes, Superficial Reflexes, Deep Reflexe	Demonstration & Practice	Lecture Hall- 03	Dr.Roopa	
6		3-4 pm	Hands on Training	Demonstration & Practice	Lecture Hall-03 / Hospital	Dr.Pallavi P	
7		4-5 pm	Assessment and Feedback	Demonstration & Practice	Lecture Hall-03 / Hospital	Dr. Roopa	

Head of the Department
 Department of Roganidana
RAHER
 Shri B.M. Kankarwadi Ayurveda Mahavidyalaya
 Shahapur, Belagavi

HEAD OF DEPARTMENT

SHRI. B.M. KANKANAWADI AYURVEDA MAHAVIDYALAYA
 A Constituent Unit of KAHE & R (Deemed-to-be-University)
 Re-Accredited 'A' Grade by NAAC (3rd Cycle) III, Placed in Category 'A' by MHRD (GoI)
 Shahapur, BELAGAVI-590003 KARNATAKA

DATA CAPTURING FORMAT- CRITERIA 1: CURRICULUM
 DEPT OF ROGANIDANA

KLE-BMK/RN/677-2024-25/

Date: 1-10-2024

Unitized syllabus for II BAMS 2021 batch for the Month of OCTOBER 2024
 LECTURE HOUR

S. No	DATE	DAY	TIME	Learning Objectives	TL Method	Alignment with		Millers pyramid D/SH/KH/ k	Bloom level	Pedagogic al method	FACU LTY
						CO	PO				
108	3/10/2024	THURSDAY	2-3 PM	Describe pratyatma lakshana and samprapti of Galaganda	L&PPT	CO1	PO1	KH	Level 2	Lecture based teaching-learning	Dr.Keertana MS
109	5/10/2024	SATURDAY	9-10 AM	Describe the clinical features of Hypothyroidism and hyperthyroidism, Order and interpret relevant investigations of Hypothyroidism and hyperthyroidism	L_VC,RP	CO2, CO5	PO2, PO3, PO5	KH	Level 2 Level 3	Lecture based teaching-learning	Dr.Roopu
110	16/10/2024	WEDNESDAY	10-11 AM	Describe nidana of Sthoulya and Karshya, Describe samprapti of Sthoulya, Describe samanya and vishista lakshana of Sthoulya, Describe samanya lakshana of Karshya, Describe upadrava of Sthoulya, Differential diagnosis of Karshya		CO1, CO5	PO1, PO5	KH	Level 2	Lecture based teaching-learning	Dr.Manjula

S. No	DATE	DAY	TIME	Learning Objectives	TL Method	Alignment with		Millers pyramid D/SH/KH/K	Bloom's level	Pedagogical method	FACULTY
						CO	PO				
T111	17/10/2024	THURSDAY	2-3 PM	Describe the clinical features of Obesity, Order and interpret relevant investigations of Obesity, Describe the differential diagnosis of Obesity	L&G D,PB L	CO2, CO5, CO4	PO2, PO3, PO5	KH, SH	Level 2, Level 3	Lecture based teaching-learning	Dr.Keertan M S
T112	23/10/2024	WEDNESDAY	10-11 AM	Describe pratyatma lakshana of Prameha, Describe hetu and samprapti of Prameha	L&PPT	CO1	PO1	KH	Level 2	Lecture based teaching-learning	Dr.Manjulata
T113	28/10/2024	MONDAY	3-4 PM	Enlist bheda of Prameha, Describe purvaroop, vishista lakshana, upadrava and sadhya asadyata of Prameha	L&PPT	CO1, CO5	PO1, PO5	KH	Level 2, Level 3	Lecture based teaching-learning	Dr.Hemlata

Head of the Department
Department of Roganidana
KAHER
Shri B.M. Kankanawadi Ayurved Mahavidyalaya
Shahapur, Belagavi.
HOD ROGA-NIDANA

24/9/24
UG DEAN

PRINCIPAL
PRINCIPAL
Shri B. M. Kankanawadi
Ayurved Mahavidyalaya
A Constituent Unit of KAHER
Shahapur, BELAGAVI-03.

SHRI B.M. KANKANAWADI AYURVEDA MAHAVIDYALAYA
A Constituent Unit of KAHE & R (Deemed-to-be-University)
Re-Accredited 'A' Grade by NAAC (3rd Cycle) III, Placed in Category 'A' by MHRD (GoI)
Shahapur, BELAGAVI-590003 KARNATAKA


DATA CAPTURING FORMAT- CRITERIA 1: CURRICULUM
DEPT OF ROGANIDANA

KLE-BMK/RN/677-2024-25/

Date: 1-10-2024


Unitized syllabus for II BAMS 2021 batch for the Month of OCTOBER 2024
NON-LECTURE HOUR

S. No	DATE	DAY	TIME	Learning Objectives	TL Method	Alignment with		Millers pyramid D/SH/KH/k	Blooms level	Pedagogical method	FACULTY
						CO	PO				
N L H 59	14/10/2024	MONDAY	3-4 PM	Perform relevant clinical examination of Hypothyroidism and hyperthyroidism	L_VC_D_B ED	CO3	PO2 PO3 PO4	SH	Level 3	Peer teaching Learning through problem solving	Dr.Hemlata
N L H 60	19/10/2024	SATURDAY	9-10 AM	Perform relevant clinical examination of Obesity	D_BED	CO2, CO5	PO2 PO3 PO5	KH	Level 3	Peer teaching Learning through problem solving	Dr.Roopu
N L H 61	30/10/2024	WEDNESDAY	10-11 AM	Describe vishishta lakshana, of Trividha Prameha	L&PPT	CO1,CO5	PO1 PO5	KH	Level 2 Level 3	Lecture based teaching-learning	Dr.Manjula


Head of the Department
Department of Roganidana
KAHER

Shri B.M. Kankanawadi Ayurveda Mahavidyalaya
Shahapur, Belagavi.
HOD ROGA-NIDANA


UG DEAN


PRINCIPAL
Shri B.M. Kankanawadi
Ayurveda Mahavidyalaya
A Constituent Unit of KAHER
Shahapur, BELAGAVI.

SHRI. B.M. KANKANAWADI AYURVEDA MAHAVIDYALAYA
 A Constituent Unit of KAHE & R (Deemed-to-be-University)
 Re-Accredited 'A' Grade by NAAC (3rd Cycle) III, Placed in Category 'A' by MHRD (GoI)
 Shahapur, BELAGAVI-590003 KARNATAKA

DATA CAPTURING FORMAT- CRITERIA 1: CURRICULUM
 DEPT OF ROGANIDANA

KLE-BMK/RN/677-2024-25

Date: 1 -10-2024

Unitized syllabus for II BAMS 2021 batch for the Month of OCTOBER 2024
 PRACTICAL HOUR
 BATCH B

Practical	DATE	DAY	TIME	TOPIC	TL Method	Alignment with		Millers pyram id D/SH/ KH/K	Blooms level	Pedagogic al method	FACULTY
						CO	PO				
P 240	1/10/2024	TUESDAY	11-1 pm	Inspection and Palpation 1. Revision of normal and abnormal chest 2. Precordium 3. The cardiac pulse 4. Other Pulses (supra sterna notch, arterial pulsation in neck; aneurysms, epigastrium, scapular) Thrills and palpable sounds	D-BED	CO3,CO5	PO2,PO3,PO4,PO5	SH	Level 3 Level 4	Kinesthetic learning	Dr.Pallavi

Practical	DATE	DAY	TIME	TOPIC	TL Method	Alignment with		Millers pyramid D/SH/ KH/K	Blooms level	Pedagogical method	FACULTY
						CO	PO				
P 241	3/10/2024	THURSDAY	11-1 pm	Percussion 1. Importance and limitations of percussion in CVS 2. Area of cardiac dullness Other specific and related percussion techniques	D-BED	CO3,CO5	PO2,PO3,PO4,PO5	SH	Level 3 Level 4	Kinesthetic learning	Dr.Manjula K
P 242	4/10/2024	FRIDAY	11-1 pm	Auscultation in various cardiac diseases. Cardiac Murmurs & added sounds.	D-BED	CO3,CO5	PO2,PO3,PO4,PO5	SH	Level 3 Level 4	Kinesthetic learning	Dr.Roopu
P 243	5/10/2024	SATURDAY	11-1 pm	CVS Case taking	D-BED	CO3,CO5	PO2,PO3,PO4,PO5	SH	Level 3 Level 4	Kinesthetic learning	Dr.Hemlata

**PRACTICAL HOUR
BATCH A**

Practical	DATE	DAY	TIME	TOPIC	TL Method	Alignment with		Millers pyramid D/SH/KH/K	Blooms level	Pedagogical method	FACULTY
						CO	PO				
P 244	14/10/2024	MONDAY	11-1 pm	CVS Case taking	D-BED	CO3,CO5	PO2, PO3, PO4, PO5	SH	Level 3 Level 4	Kinesthetic learning	Dr.Keertan M
P 245	15/10/2024	TUESDAY	11-1 pm	CVS Case taking	D-BED	CO3,CO5	PO2, PO3, PO4, PO5	SH	Level 3 Level 4	Kinesthetic learning	Dr.Pallavi
P 246	16/10/2024	WEDNESDAY	11-1 pm	CVS Case taking	D-BED	CO3,CO5	PO2, PO3, PO4, PO5	SH	Level 3 Level 4	Kinesthetic learning	Dr.Roopa
P 247	17/10/2024	THURSDAY	11-1 pm	Describe & Investigate the causes and mechanism of manifestation of Pain abdomen, Edema	L_VC, IBL,P BL	CO2,CO5	PO2, PO3, PO5	KH, SH	Level 3 Level 4	Kinesthetic learning	Dr.Manjula K
P 248	18/10/2024	FRIDAY	11-1 pm	Describe & Investigate the causes and mechanism of manifestation of Diarrhea, Dysentery, Dehydration and Constipation	L_VC, IBL,P BL	CO2,CO5	PO2, PO3, PO5	KH, SH	Level 3 Level 4	Kinesthetic learning	Dr.Roopa

Practical	DATE	DAY	TIME	TOPIC	TL Method	Align ment with	Mill ers pyr ami d D/S H/K H/K	Blooms level	Pedago gical method	FACULTY	Practical
						CO	PO				
P 249	19/10 /2024	SATUR DAY	11-1 pm	Describe & Investigate the causes and mechanism of manifestation of Hiccough & Breathlessness	L_VC, IBL,P BL	CO2,CO 5	PO2, PO3, PO5	KH, SH	Level 3 Level 4	Kinesthetic learning	Dr.Hemlata
P 250	21/10 /2024	MOND AY	11-2 pm	Describe & Investigate the causes and mechanism of manifestation of Cough, Vomiting, Joint pain with or without swelling Differential Diagnosis,	L_VC, IBL,P BL	CO2,CO 5	PO2, PO3, PO5	KH, SH	Level 3 Level 4	Kinesthetic learning	Dr.Keertan M
P 251	22/10 /2024	TUES DAY	11-2 pm	Describe & Investigate the causes and mechanism of manifestation of Neck and Low back pain radiating to corresponding limb	L_VC, IBL,P BL	CO2,CO 5	PO2, PO3, PO5	KH, SH	Level 3 Level 4	Kinesthetic learning	Dr.Pallavi
P 252	23/10 /2024	WEDN ESDA Y	11-2 pm	Describe & Investigate the causes and mechanism of manifestation of Hematuria, Stroke in various case scenarios	L_VC, IBL,P BL	CO2,CO 5	PO2, PO3, PO5	KH, SH	Level 3 Level 4	Kinesthetic learning	Dr.Roopa

**PRACTICAL HOUR
BATCH E**

Practical	DATE	DAY	TIME	TOPIC	TL Method	Alignment with		Millers pyramid D/SH/KH/K	Blooms level	Pedagogical method	FACULTY
						CO	PO				
P 253	24/10/2024	THURSDAY	11-2 pm	Auscultation in various cardiac diseases. Cardiac Murmurs & added sounds.	D-BED	CO3,C05	PO2,P03, PO4, PO5	SH	Level 3 Level 4	Kinesthetic learning	Dr.Manjula K
P 254	25/10/2024	FRIDAY	11-2 pm	CVS Case taking	D-BED	CO3,C05	PO2,P03, PO4, PO5	SH	Level 3 Level 4	Kinesthetic learning	Dr.Roopa
P 255	26/10/2024	SATURDAY	11-2 pm	CVS Case taking	D-BED	CO3,C05	PO2,P03, PO4, PO5	SH	Level 3 Level 4	Kinesthetic learning	Dr.Hemlata
P 256	28/10/2024	MONDAY	11-1 pm	CVS Case taking	D-BED	CO3,C05	PO2,P03, PO4, PO5	SH	Level 3 Level 4	Kinesthetic learning	Dr.Keertan M
P 257	29/10/2024	TUESDAY	11-1 pm	Describe & Investigate the causes and mechanism of manifestation of Pain abdomen, Edema	L_VC, IBL,PBL	CO2,C05	PO2,P03, PO5	KH, SH	Level 3 Level 4	Kinesthetic learning	Dr.Pallavi
P 258	30/10/2024	WEDNESDAY	11-1 pm	Describe & Investigate the causes and mechanism of manifestation of Diarrhea, Dysentery, Dehydration and Constipation	L_VC, IBL,PBL	CO2,C05	PO2,P03, PO5	KH, SH	Level 3 Level 4	Kinesthetic learning	Dr.Roopa

Head of the Department
Department of Roganidaha
KAHER


Shri B.M. Kankanawadi Ayurveda Mahavidyalaya
HOBROGA, RAICHUR


UG DEAN


PRINCIPAL

Shri B. M. Kankanawadi
Ayurved Mahavidyalaya
A Constituent Unit of KAHER
Shahapur, BELAGAVI-03.

Name of the Faculty	Number of classes		
	Theory	Practical	Non lecture Hour
Dr. Manjula K	02	03	01
Dr. Keertan M S	02	03	00
Dr. Roopa D	01	06	01
Dr. Hemlata S	01	03	01
Dr. Pallavi Pujari	00	04	00
Total	06	19	03


 Head of the Department
 Department of Roganidana
 KAHER
 Shri B. M. Kankanawadi Ayurved Mahavidyalaya
 Shahapur, Belagavi,
 HOD ROGA-NIDANA


 UG DEAN


 PRINCIPAL
 PRINCIPAL
 Shri B. M. Kankanawadi
 Ayurved Mahavidyalaya
 A Constituent Unit of KAHER
 Shahapur, BELAGAVI-03.